

WELCOME



IT IS OUR SINCERE PLEASURE TO WELCOME YOU TO THE CLASSIC BRASS FAMILY. CLASSIC BRASS IS LOCATED IN WESTERN NEW YORK — HOME TO GENERATIONS OF SKILLED AMERICAN CRAFTSMAN WHO TAKE PRIDE IN EVERY PIECE OF HARDWARE WE PRODUCE IN OUR JAMESTOWN FACTORY.

Every piece of our quality hardware is finished by hand, requiring intricate steps and processes to create our 33 unique and stunning finishes. The detail, scale and range of flexibility is unmatched in the marketplace, and our team is honored to deliver exceptional customer service to our valued partners.

It is our goal to enhance your cabinetry by adding our hardware. We guarantee our solid brass hardware will provide a defining touch of elegance and beauty to any room or project.

We appreciate the opportunity to be considered for your hardware selection and look forward to adding you to our family of customers.

Chris Creighton
President/CEO

TERMS & POLICIES

TERMS

1% 10 days – NET 30. All invoices past 30 days are subject to a past due charge of 1.5% per month.

Past due accounts will be placed on “HOLD”. No shipments will be made until the account is brought within terms.

FREIGHT

Ground freight will be prepaid on all cabinet hardware orders over \$500/net. All other shipments are F.O.B. — Jamestown, New York.

Drop shipments are made at no additional charge.

RETURNED GOODS POLICY

All products requiring warranty work must be pre-authorized by Classic Brass prior shipping the material to our factory. A Return Goods Authorization (RGA) must be issued prior to any hardware being returned and properly noted on the shipment carton and/or return paperwork.

Ship To:

Classic Brass Inc.
Attn: RGA Department
2051 Stoneman Circle
Lakewood, NY 14750
716.763.1400

Products will only be accepted for return within 60 days of invoice date

Due to the custom nature of our cabinet hardware products, a 25% restocking fee will be applied to all returns other than defective merchandise.

SHIPMENT DISCREPANCY

Any discrepancy as to the quantity or accuracy of the products shipped must be reported with ten days of receipt.

OUR PROMISE

The Classic Brass family take a great deal of pride in the products produced by our American craftsman. We offer a lifetime guarantee on the material and workmanship of our products. Our handcrafted WAX finishes performed on our solid brass or bronze products as known as a “living finish” which means it will change with time, touch, climate and care techniques. Our finishes shipped with a lacquer coating are guaranteed for a period of one year from date of receipt. We will refinish at our expense all products returned that we deem to be a defective finish.

Due to the fact each product will be exposed to a varying set of conditions, we do not warranty the finish of our products except as stated above. Repeated handling and use will result in an inherently beautiful and graceful finish desired by the finest residences across the world.

We require the original Purchase Order No. to receive a Return Goods Authorization.

Classic Brass will repair or replace the defective product or parts that fall within these guidelines. If material is determined to be defective, the limit of damage is the price of the defective material. Classic Brass will not be liable for any labor charges regarding the removal or reinstallation of the products, transportation costs or associated handling expense related to the product. Defects or damage deemed to have been caused by accident, misuse, abuse or improper installation are not covered by this warranty. Surface scratches and wear are not manufacturing defects but are indicative of normal wear and tear. Classic Brass will be the sole interpreter of the above warranty.

CONTACT US

Plant Address 2051 Stoneman Circle, Lakewood, NY 14750

Mailing Address P.O. Box 3563, Jamestown, NY 14702-3563

Phone (800) 869.3173 / (716) 763.1400

Fax (800) 215.2019 / (716) 763.1500

Email sales@classic-brass.com

Web classic-brass.com



FINISH CHART

FINISH NAME	LACQUER (STANDARD)	WAX (STANDARD)	NO TOP COAT	POWDER COAT
<i>SOLID BRASS LEVEL 1</i>				
ANTIQUE BRASS (AB)	•			
ANTIQUE BURNISHED BRASS (ABB)		•		
BURNISHED BRASS (BB)		•		
OIL RUBBED BRONZE (BZ)	•			
KENSINGTON (KN)		•		
POLISHED ANTIQUE (PA)	•			
POLISHED ANTIQUE — NO LACQUER (PANL)		•		
POLISHED BRASS (PB)	•			
POLISHED BRASS — NO LACQUER (PBNL)			•	
REVERE BRASS (RB)		•		
REVERE TARNISHED (RT)		•		
SATIN BRASS (SB)	•			
SATIN BRASS — NO LACQUER (SBNL)		•		
SATIN TARNISHED (STN)		•		
TARNISHED (TN)		•		
WEATHERED BRASS (WB)	•			
WEATHERED BRONZE (WZ)	•			
<i>SOLID BRASS LEVEL 2</i>				
ANTIQUE BURNISHED NICKEL (ABN)		•		
ANTIQUE NICKEL (AN)	•			
BURNISHED NICKEL (BN)		•		
MATTE BLACK (MB)				•
POLISHED CHROME (PC)			•	
POLISHED NICKEL (PN)			•	
REVERE NICKEL (RN)		•		
SATIN NICKEL (SN)	•			
WEATHERED ANTIQUE NICKEL (WA)	•			
WEATHERED COPPER (WC)	•			
WEATHERED NICKEL (WN)	•			
<i>SOLID BRASS LEVEL 3</i>				
ANTIQUE POLISHED SILVER (APS)		•		
POLISHED SILVER (PS)		•		
SATIN SILVER (SS)		•		
<i>SOLID BRONZE</i>				
AGED IRON (AI)	•			
AGED SILVER (AS)	•			
AGED BRONZE (AZ)	•			
MATTE BLACK (MB)				•
NATURAL BRONZE (NB)			•	
STERLING (ST)	•			

FINISH TYPES

**SOLID BRASS
LEVEL 1**



ANTIQUE BRASS
(AB)



ANTIQUE BURNISHED
BRASS (ABB)



BURNISHED BRASS
(BB)



OIL RUBBED BRONZE
(BZ)



KENSINGTON
(KN)



POLISHED ANTIQUE
(PA)



POLISHED ANTIQUE
NO LACQUER (PANL)



POLISHED BRASS
(PB)



POLISHED BRASS
NO LACQUER (PBNL)



REVERE BRASS
(RB)



REVERE TARNISHED
(RT)



SATIN BRASS
(SB)



SATIN BRASS
NO LACQUER (SBNL)



SATIN TARNISHED
(STN)



TARNISHED
(TN)



WEATHERED BRASS
(WB)



WEATHERED BRONZE
(WZ)

**SOLID BRASS
LEVEL 2**



ANTIQUE BURNISHED
NICKEL (ABN)



ANTIQUE NICKEL
(AN)



BURNISHED NICKEL
(BN)



MATTE BLACK
(MB)



POLISHED CHROME
(PC)



POLISHED NICKEL
(PN)



REVERE NICKEL
(RN)



SATIN NICKEL
(SN)



WEATHERED ANTIQUE
NICKEL (WA)



WEATHERED COPPER
(WC)



WEATHERED NICKEL
(WN)

SOLID BRASS LEVEL 3



ANTIQUE POLISHED SILVER (APS)



POLISHED SILVER (PS)



SATIN SILVER (SS)

PRICE ON REQUEST



POLISHED GOLD (PG)



SATIN GOLD (SG)

SOLID BRONZE



AGED IRON (AI)



AGED SILVER (AS)



AGED BRONZE (AZ)



MATTE BLACK (MB)



NATURAL BRONZE (NB)



STERLING (ST)

HOW TO ORDER

1. If WAX is required on a standard finish which is lacquered...Add “-WAX” to finish code (example: AB - WAX)
2. If LACQUER is required on a standard finish that is waxed...Add “-LACQUER” to finish code (example: KN - LACQUER). We will send a sample of the finish for your approval.

CUSTOM FINISHES AVAILABLE

Contact us to discuss your requirements.

REMEMBER

1. Wax finish is synonymous with ‘living’ finish and will change and enhance the appearance of the finish over time depending on the location and use.
2. When in doubt, please order a sample to confirm your client’s acceptance.

ADDITIONAL INFORMATION

CAPABILITIES

Classic Brass hardware is finished to order. Our American craftsmen possess years of experience, incredible skill and the artistic eye to create distinctive finishes that are recognized throughout the industry. Art meets science with a combination of highlighting, wax and plating techniques to create rich color tones and hues. You can choose from a wide range of standard finishes, variation of standard finishes or custom finishes to match your unique home and style.

CUSTOMIZATION



HAND HAMMERING

We offer hand hammering as an additional detail for your hardware pieces. Our craftsmen hand hammer this peened texture on the surface of each piece to give a unique finish and touch of flair.



MONOGRAMMING

Whether it's initials, a family crest or company logo, we'll help you leave a mark that lasts. Classic Brass offers monogrammed hardware to add a personal, elegant touch to your home or business.

CARE FOR WAX FINISHES

Apply a clear furniture paste wax and let dry. Using a soft cloth, remove the dried wax and shine to level of desired brightness. A soft bristle brush is recommended to remove any excess wax from low ground or detail (i.e. coin, rope, etc) that may be hard to remove with a cloth.

For best results, paste wax should be applied every 6 months.

**On larger orders, please find a complimentary 1oz. canister of wax enclosed.*

CARE FOR LACQUER FINISHES

For best results and a lasting finish, we recommend that you maintain lacquer coated products with a mild soap. Rinse and dry thoroughly.



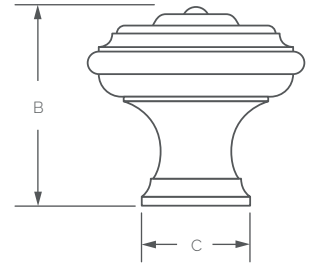
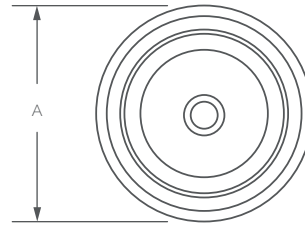
CABINET KNOBS



3001



3002



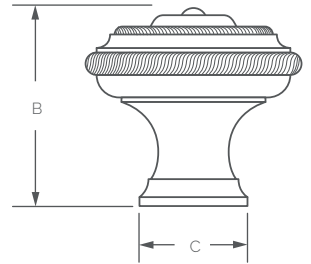
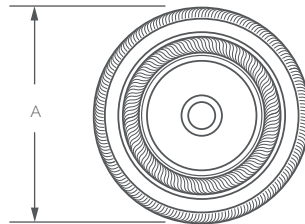
PRODUCT NUMBER	A	B	C
3001 Knob	1-1/4"	1-5/32"	5/8"
3002 Knob	1-1/2"	1-3/8"	3/4"



3004



3005



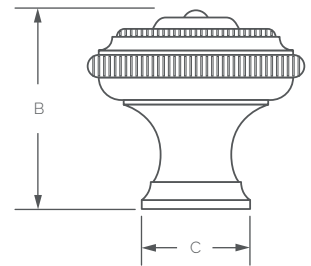
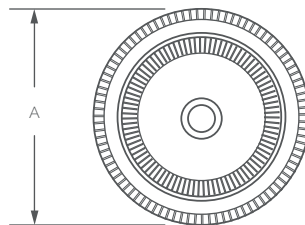
PRODUCT NUMBER	A	B	C
3004 Knob - Double Rope	1-1/4"	1-5/32"	5/8"
3005 Knob - Double Rope	1-1/2"	1-3/8"	3/4"



3007



3008



PRODUCT NUMBER	A	B	C
3007 Knob - Double Coin	1-1/4"	1-5/32"	5/8"
3008 Knob - Double Coin	1-1/2"	1-3/8"	3/4"

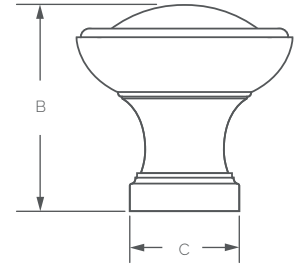
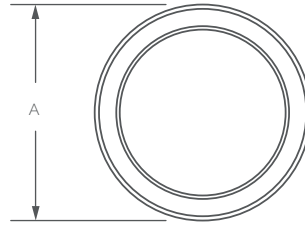
CABINET KNOBS



3011



3012



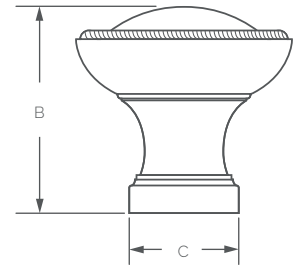
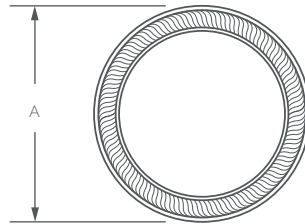
PRODUCT NUMBER	A	B	C
3011 Knob	1-1/4"	1-3/16"	5/8"
3012 Knob	1-1/2"	1-7/16"	3/4"



3013



3014



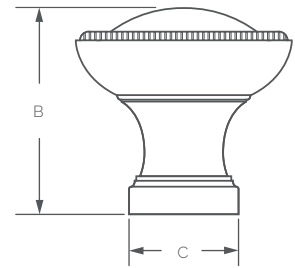
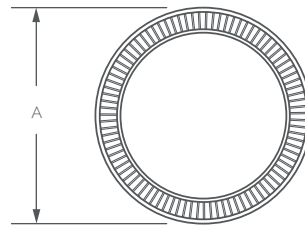
PRODUCT NUMBER	A	B	C
3013 Knob - Rope	1-1/4"	1-3/16"	5/8"
3014 Knob - Rope	1-1/2"	1-7/16"	3/4"



3015



3016



PRODUCT NUMBER	A	B	C
3015 Knob - Coin	1-1/4"	1-3/16"	5/8"
3016 Knob - Coin	1-1/2"	1-7/16"	3/4"

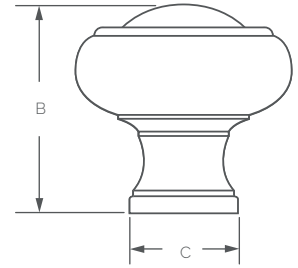
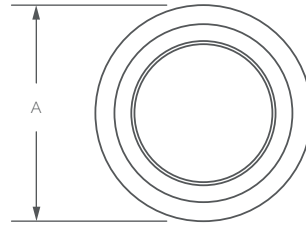
CABINET KNOBS



3022



3023



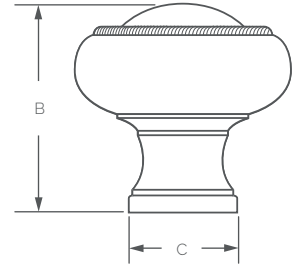
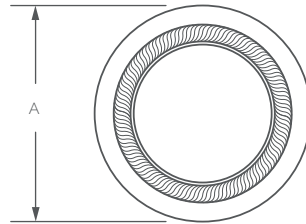
PRODUCT NUMBER	A	B	C
3022 Knob	1-1/4"	1-7/32"	5/8"
3023 Knob	1-1/2"	1-7/16"	3/4"



3024



3025



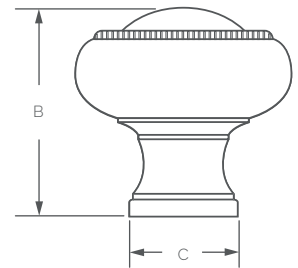
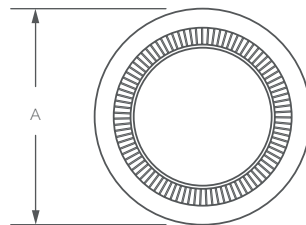
PRODUCT NUMBER	A	B	C
3024 Knob - Rope	1-1/4"	1-7/32"	5/8"
3025 Knob - Rope	1-1/2"	1-7/16"	3/4"



3026



3027



PRODUCT NUMBER	A	B	C
3026 Knob - Coin	1-1/4"	1-7/32"	5/8"
3027 Knob - Coin	1-1/2"	1-7/16"	3/4"

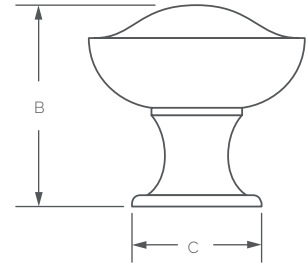
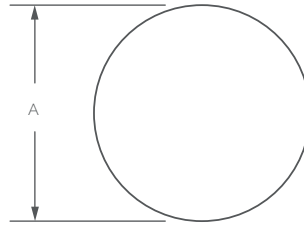
CABINET KNOBS



3033



3034



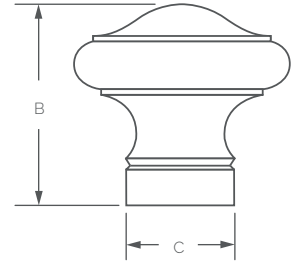
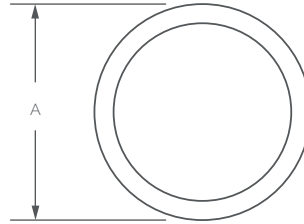
PRODUCT NUMBER	A	B	C
3033 Knob	1-1/4"	1-3/16"	3/4"
3034 Knob	1-1/2"	1-7/16"	29/32"



3042



3043



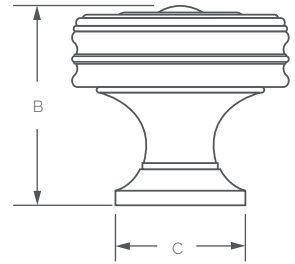
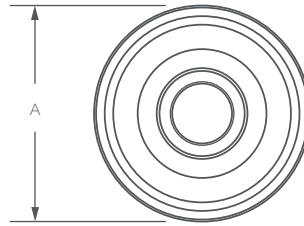
PRODUCT NUMBER	A	B	C
3042 Knob	1-1/4"	1-5/32"	5/8"
3043 Knob	1-1/2"	1-13/32"	3/4"



3057



3058



PRODUCT NUMBER	A	B	C
3057 Knob	1-1/4"	1-5/32"	3/4"
3058 Knob	1-1/2"	1-3/8"	29/32"

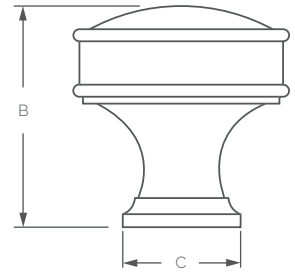
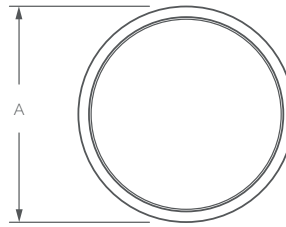
CABINET KNOBS



3061



3063



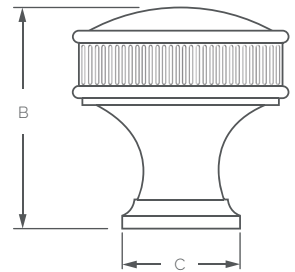
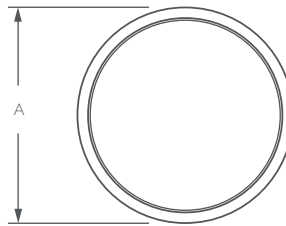
PRODUCT NUMBER	A	B	C
3061 Knob	1-1/4"	1-9/32"	11/16"
3063 Knob	1-1/2"	1-1/2"	13/16"



3064



3066



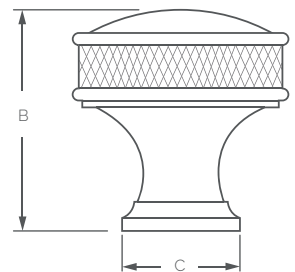
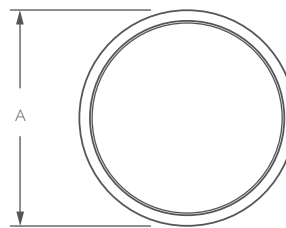
PRODUCT NUMBER	A	B	C
3064 Knob - Inset Coin	1-1/4"	1-9/32"	11/16"
3066 Knob - Inset Coin	1-1/2"	1-1/2"	13/16"



3067



3069

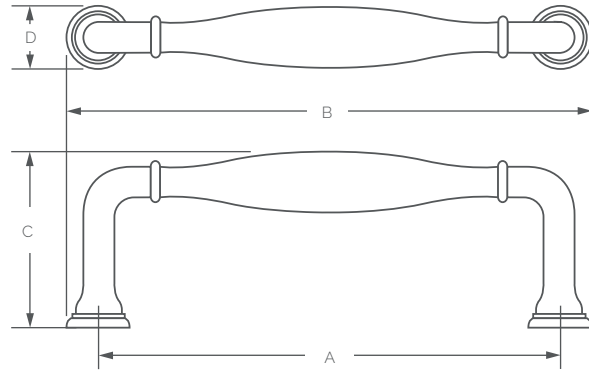


PRODUCT NUMBER	A	B	C
3067 Knob - Inset Cross Hatch	1-1/4"	1-9/32"	11/16"
3069 Knob - Inset Cross Hatch	1-1/2"	1-1/2"	13/16"

CABINET PULLS



3306



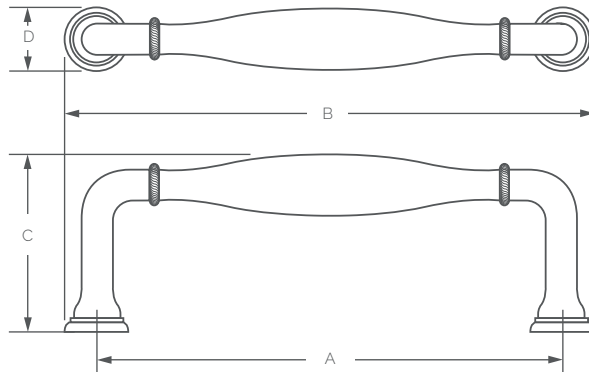
PRODUCT NUMBER	A	B	C	D
3304 Pull	4"	4-9/16"	1-9/16"	9/16"
3306 Pull	6"	6-9/16"	1-9/16"	9/16"
3308 Pull	8"	8-9/16"	1-5/8"	9/16"
3311 Pull	12"	12-9/16"	1-5/8"	9/16"
3317 Pull	18"	18-9/16"	1-5/8"	9/16"
3312 Appliance Pull	12"	12-31/32"	2-1/2"	1"
3318 Appliance Pull	18"	19"	2-11/16"	1"

REMEMBER

Appliance pulls are available as B-T-B and single sided applications.



3406



PRODUCT NUMBER	A	B	C	D
3404 Pull - Rope	4"	4-9/16"	1-9/16"	9/16"
3406 Pull - Rope	6"	6-9/16"	1-9/16"	9/16"
3408 Pull - Rope	8"	8-9/16"	1-5/8"	9/16"
3411 Pull - Rope	12"	12-9/16"	1-5/8"	9/16"
3417 Pull - Rope	18"	18-9/16"	1-5/8"	9/16"
3412 Appliance Pull - Rope	12"	12-31/32"	2-1/2"	1"
3418 Appliance Pull - Rope	18"	19"	2-11/16"	1"

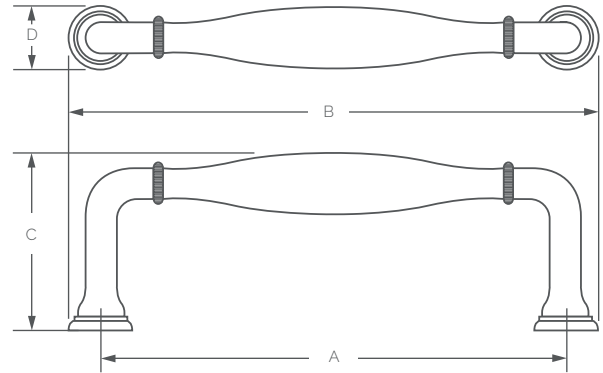
REMEMBER

Appliance pulls are available as B-T-B and single sided applications.

CABINET PULLS



3506

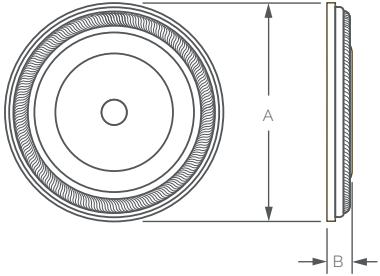


PRODUCT NUMBER	A	B	C	D
3504 Pull - Coin	4"	4-9/16"	1-9/16"	9/16"
3506 Pull - Coin	6"	6-9/16"	1-9/16"	9/16"
3508 Pull - Coin	8"	8-9/16"	1-5/8"	9/16"
3511 Pull - Coin	12"	12-9/16"	1-5/8"	9/16"
3517 Pull - Coin	18"	18-9/16"	1/5/8"	9/16"
3512 Appliance Pull - Coin	12"	12-31/32"	2-1/2"	1"
3518 Appliance Pull - Coin	18"	19"	2-11/16"	1"

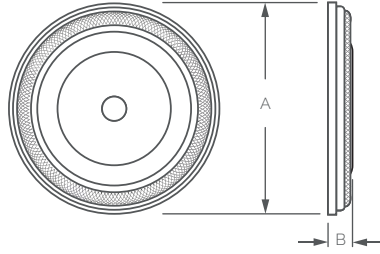
REMEMBER

Appliance pulls are available as B-T-B and single sided applications.

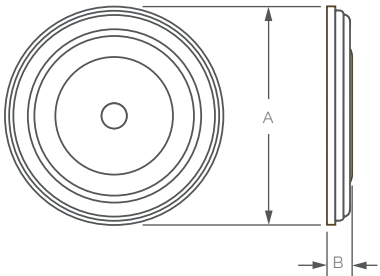
BACKPLATES



PRODUCT NUMBER	A	B
1840 Backplate - Rope	1-5/8"	3/16"



PRODUCT NUMBER	A	B
1847 Backplate - Cross Hatch	1-5/8"	3/16"

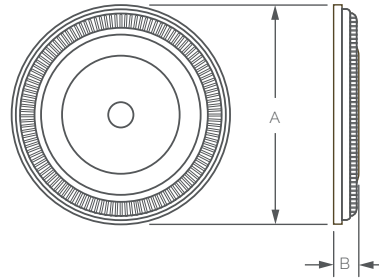


PRODUCT NUMBER	A	B
1848 Backplate	1-5/8"	3/16"

BACKPLATES



1849



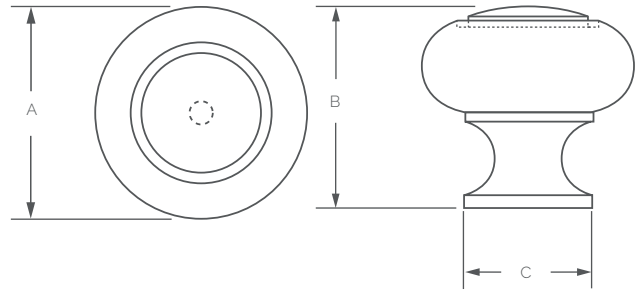
PRODUCT NUMBER	A	B
1849 Backplate - Coin	1-5/8"	3/16"



CABINET KNOBS



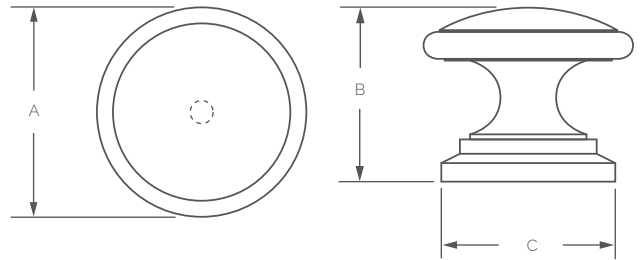
1018



PRODUCT NUMBER	A	B	C
1018 Knob	1-1/4"	1-3/16"	3/4"



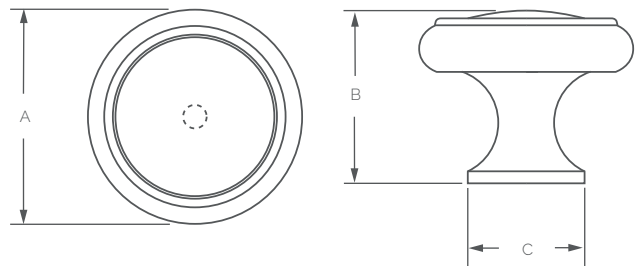
1019



PRODUCT NUMBER	A	B	C
1019 Knob	1-1/4"	1"	1"



1151

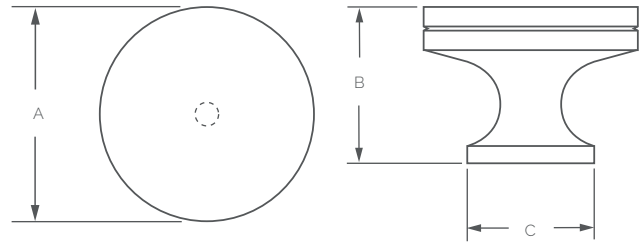


PRODUCT NUMBER	A	B	C
1151 Knob	1-1/4"	1"	11/16"

CABINET KNOBS



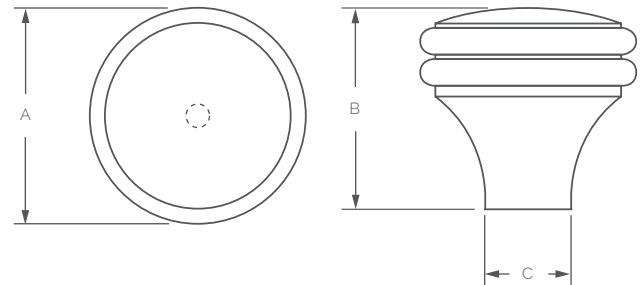
1152



PRODUCT NUMBER	A	B	C
1152 Knob	1-1/4"	29/32"	3/4"



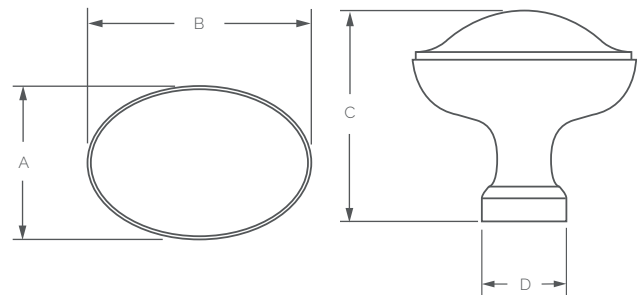
1154



PRODUCT NUMBER	A	B	C
1154 Knob	1-1/4"	1-3/16"	1/2"



1575



PRODUCT NUMBER	A	B	C	D
1575 Oval Knob	15/16"	1-5/16"	1-1/4"	9/16"

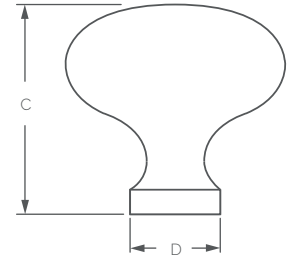
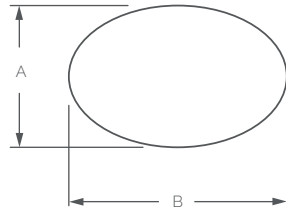
CABINET KNOBS



1196



1195



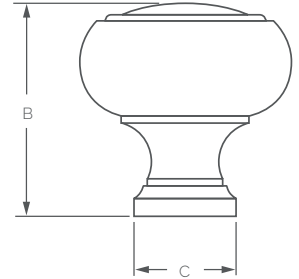
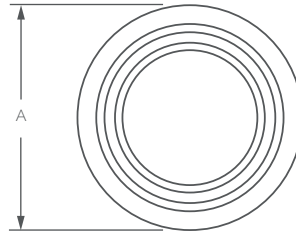
PRODUCT NUMBER	A	B	C	D
1196 Oval Knob	3/4"	1-7/32"	1-1/4"	9/16"
1195 Oval Knob	7/8"	1-5/16"	1-1/4"	9/16"



1832



1834



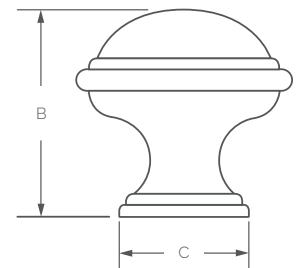
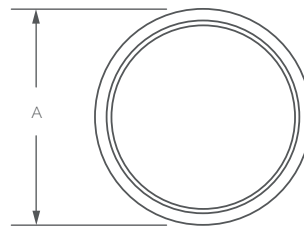
PRODUCT NUMBER	A	B	C
1832 Knob	1-1/4"	1-11/32"	5/8"
1834 Knob	1-1/2"	1-1/2"	3/4"



1843



1846



PRODUCT NUMBER	A	B	C
1843 Knob	1-1/4"	1-1/8"	3/4"
1846 Knob	1-1/2"	1-7/16"	13/16"

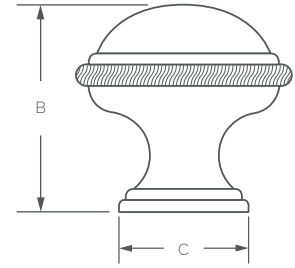
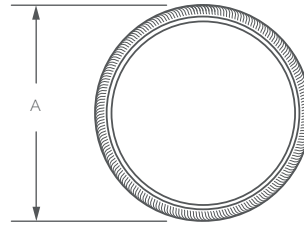
CABINET KNOBS



1837



1838



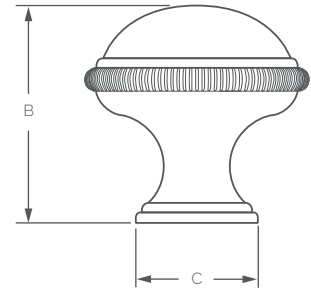
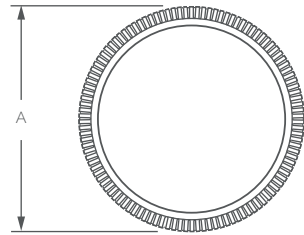
PRODUCT NUMBER	A	B	C
1837 Knob - Rope	1-1/4"	1-1/8"	3/4"
1838 Knob - Rope	1-1/2"	1-7/16"	13/16"



1841



1842



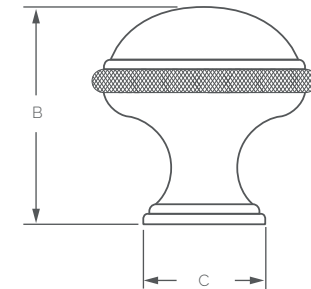
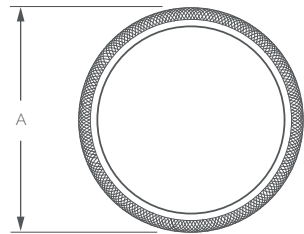
PRODUCT NUMBER	A	B	C
1841 Knob - Coin	1-1/4"	1-1/8"	3/4"
1842 Knob - Coin	1-1/2"	1-7/16"	13/16"



1844



1845



PRODUCT NUMBER	A	B	C
1844 Knob - Cross Hatch	1-1/4"	1-1/8"	3/4"
1845 Knob - Cross Hatch	1-1/2"	1-7/16"	13/16"

CABINET KNOBS

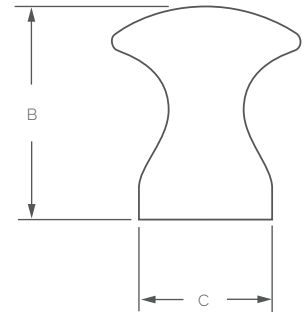
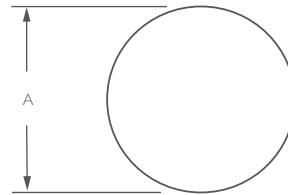


1852



1854

PRODUCT NUMBER	A	B	C
1852 Knob	7/8"	1"	5/8"
1854 Knob	1-1/8"	1-1/4"	13/16"



1057

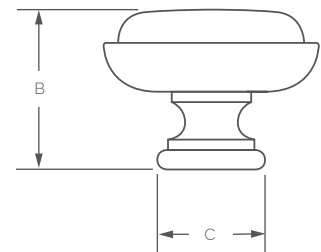
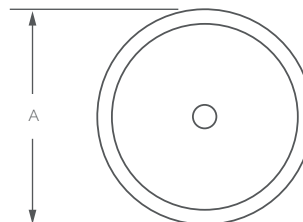


1145



1146

PRODUCT NUMBER	A	B	C
1057 Knob	1-1/8"	7/8"	11/16"
1145 Knob	1-1/4"	15/16"	5/8"
1146 Knob	1-1/2"	1-5/32"	3/4"



CABINET KNOBS



1003

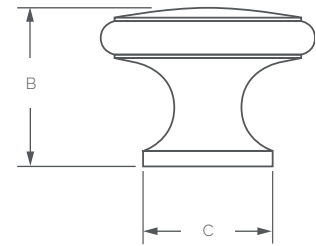
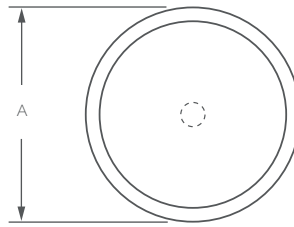


1164



1165

PRODUCT NUMBER	A	B	C
1003 Knob	1-1/8"	7/8"	3/4"
1164 Knob	1-1/4"	15/16"	3/4"
1165 Knob	1-1/2"	1-1/8"	29/32"



1169

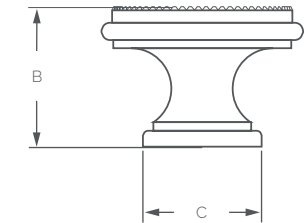
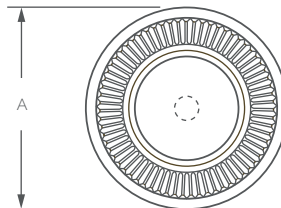


1170




1171

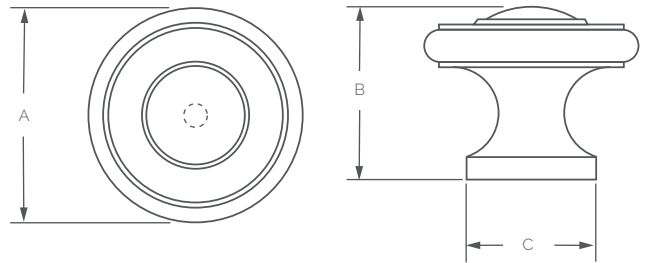
PRODUCT NUMBER	A	B	C
1169 Knob	31/32"	11/16"	5/8"
1170 Knob	1-5/32"	13/16"	11/16"
1171 Knob	1-3/8"	31/32"	3/4"



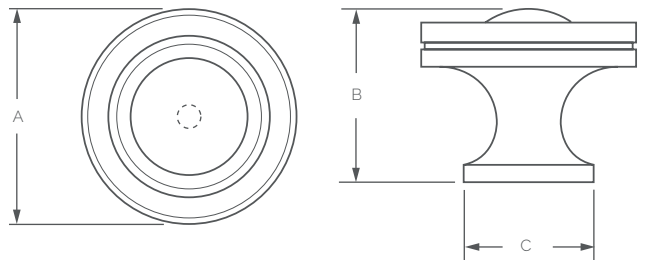
CABINET KNOBS



PRODUCT NUMBER	A	B	C
1047 Knob	1"	7/8"	11/16"
1048 Knob	1-3/8"	1-1/16"	7/8"
1049 Knob	1-1/4"	1"	3/4"
1050 Knob	1-1/2"	1-1/8"	1"



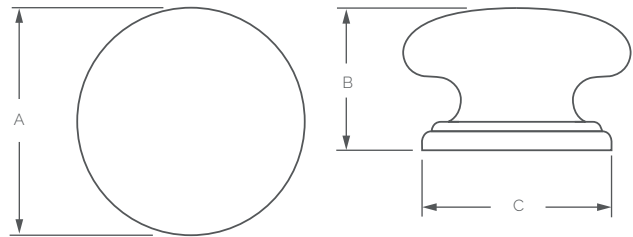
PRODUCT NUMBER	A	B	C
1052 Knob	3/4"	5/8"	7/16"
1053 Knob	1"	7/8"	19/32"
1055 Knob	1-1/4"	1"	3/4"
1056 Knob	1-1/2"	1-1/16"	7/8"



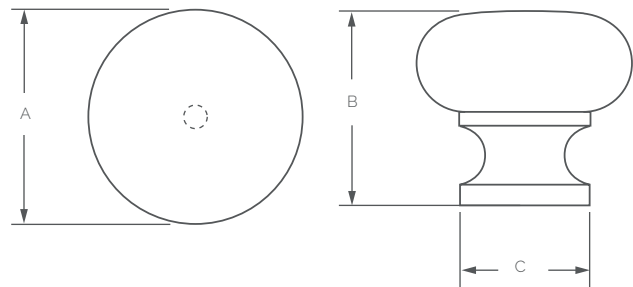
CABINET KNOBS




PRODUCT NUMBER	A	B	C
1862 Knob	1"	13/16"	11/16"
1864 Knob	1-1/4"	7/8"	15/16"
1866 Knob	1-1/2"	15/16"	1-1/8"
1868 Knob	2"	1"	1-3/8"



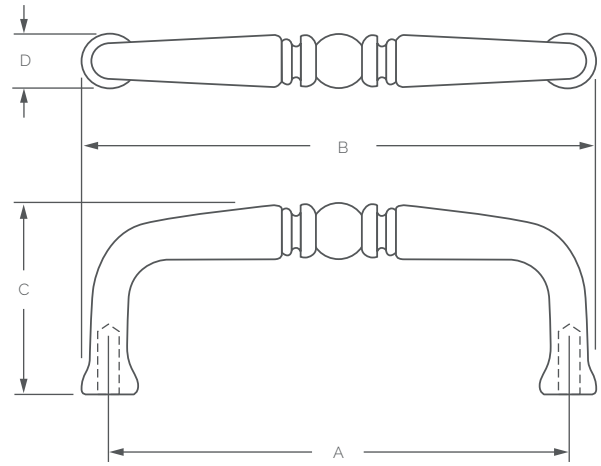
PRODUCT NUMBER	A	B	C
1032 Knob	1/2"	7/16"	3/8"
1066 Knob	3/4"	3/4"	7/16"
1067 Knob	1"	1"	9/16"
1134 Knob	1-1/4"	1-1/8"	3/4"
1233 Knob	1-1/2"	1-1/8"	3/4"



CABINET PULLS



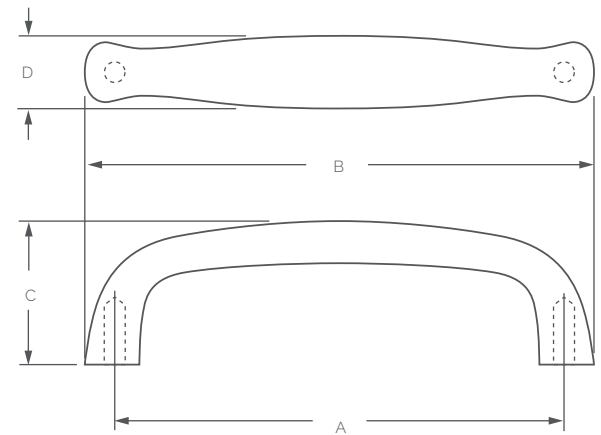
1275



PRODUCT NUMBER	A	B	C	D
1002 Pull	3"	3-3/8"	1-7/32"	3/8"
1262 Pull	3-1/2"	3-7/8"	1-3/16"	3/8"
1275 Pull	4"	4-3/8"	1-1/4"	3/8"

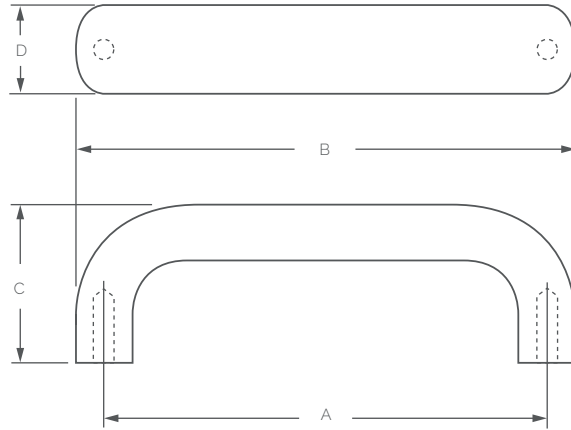


1237

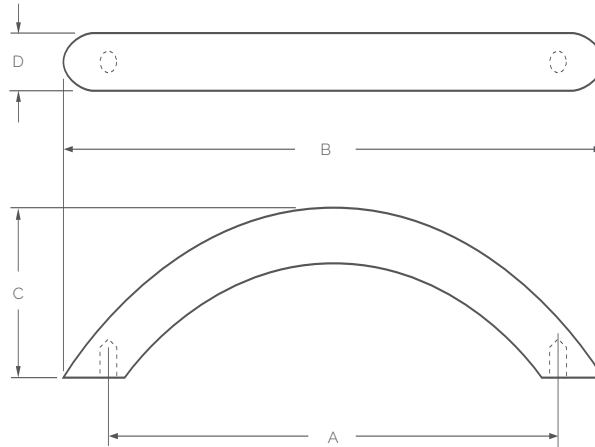


PRODUCT NUMBER	A	B	C	D
1236 Pull	3"	3-3/8"	15/16"	19/32"
1237 Pull	4"	4-1/2"	1-1/8"	9/16"

CABINET PULLS



PRODUCT NUMBER	A	B	C	D
1235 Pull	3"	3-3/8"	1-1/8"	19/32"

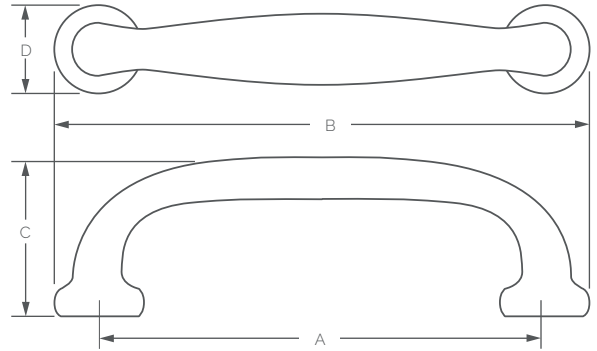


PRODUCT NUMBER	A	B	C	D
1239 Pull	96mm	4-1/2"	1-3/32"	3/8"
1298 Pull	128mm	6"	1-1/4"	3/8"
1299 Pull	224mm	10-5/16"	1-3/8"	7/16"

CABINET PULLS



1859



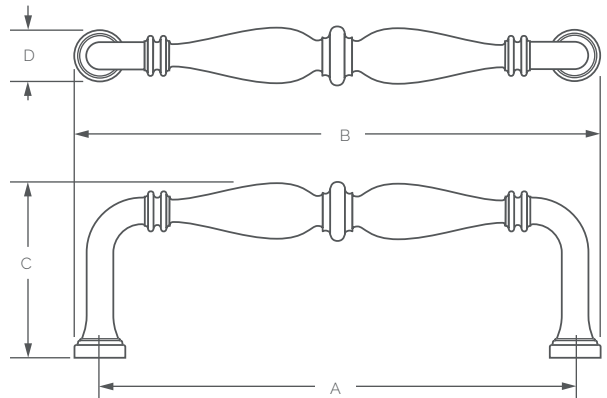
PRODUCT NUMBER	A	B	C	D
1857 Pull	4-1/2"	5-3/8"	1-3/4"	7/8"
1858 Pull	5"	6-1/16"	1-13/16"	1"
1859 Pull	8"	9-1/16"	1-13/16"	13/16"
1860 Appliance Pull	12"	13-3/16"	2"	1-1/8"
1861 Appliance Pull	18"	19-3/16"	2"	1-1/4"

REMEMBER

Appliance pulls are available as B-T-B and single sided applications.



1876



PRODUCT NUMBER	A	B	C	D
1874 Pull	4"	4-7/16"	1-1/2"	7/16"
1876 Pull	6"	6-7/16"	1-1/2"	7/16"
1877 Pull	8"	8-7/16"	1-1/2"	7/16"
1878 Appliance Pull	8"	8-7/8"	2-5/16"	7/8"
1882 Appliance Pull	12"	12-7/8"	2-7/8"	7/8"
1888 Appliance Pull	18"	19"	2-13/16"	1"

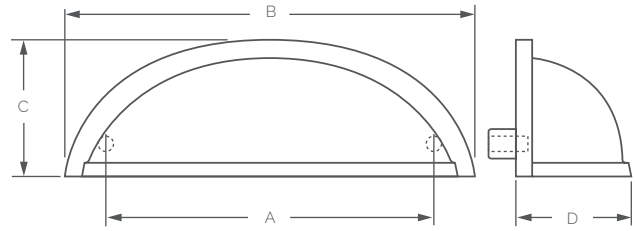
REMEMBER

Appliance pulls are available as B-T-B and single sided applications.

CUP PULLS



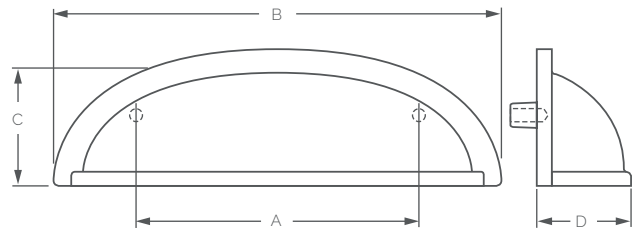
1264



PRODUCT NUMBER	A	B	C	D
1264 Cup Pull	3"	3-3/4"	1-1/4"	1"



1263

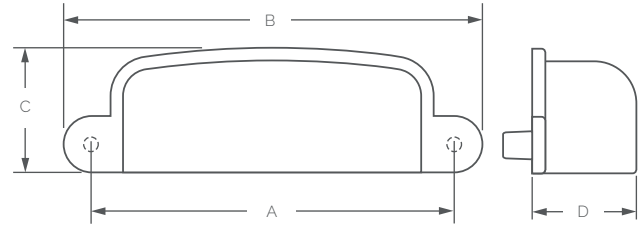


PRODUCT NUMBER	A	B	C	D
1263 Cup Pull	3"	4-5/8"	1-3/8"	1"

CUP PULLS



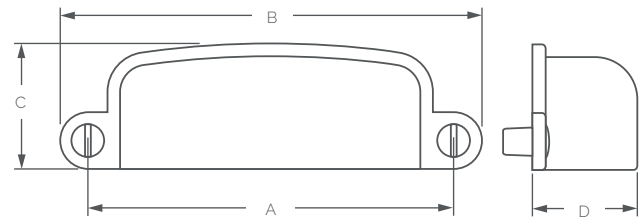
1266



PRODUCT NUMBER	A	B	C	D
1266 Cup Pull	3-1/2"	4"	1-3/16"	1"



1267

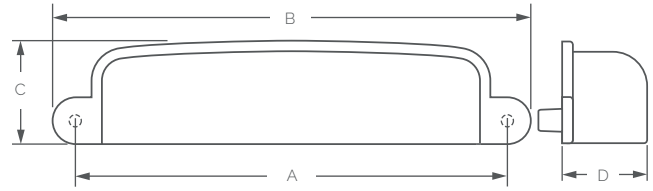


PRODUCT NUMBER	A	B	C	D
1267 Cup Pull w/ Exposed Screws	3-1/2"	4"	1-3/16"	1"

CUP PULLS



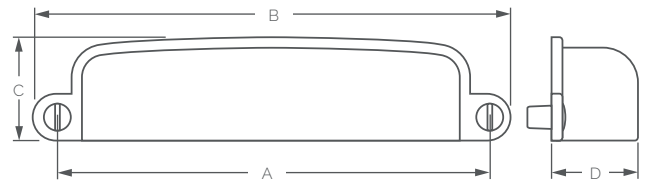
1268



PRODUCT NUMBER	A	B	C	D
1268 Cup Pull	5"	5-1/2"	1-3/16"	1"



1269

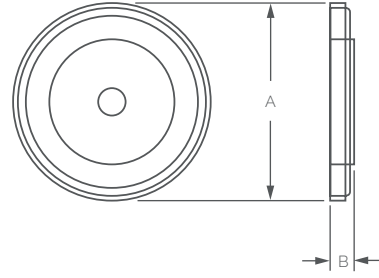


PRODUCT NUMBER	A	B	C	D
1269 Cup Pull w/ Exposed Screws	5"	5-1/2"	1-3/16"	1"

BACKPLATES



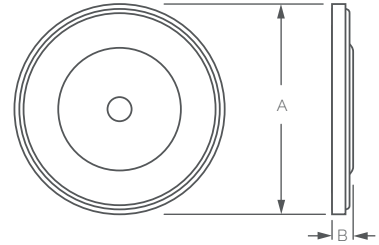
1142



PRODUCT NUMBER	A	B
1142 Backplate	1-1/4"	3/16"



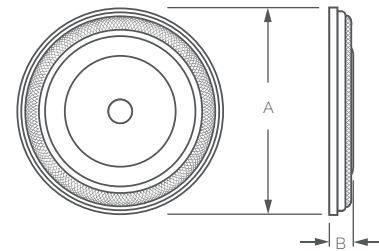
1148



PRODUCT NUMBER	A	B
1148 Backplate	1-1/2"	5/32"



1847

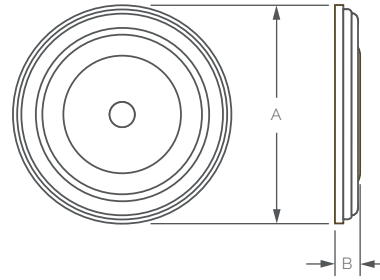


PRODUCT NUMBER	A	B
1847 Backplate - Cross Hatch	1-5/8"	3/16"

BACKPLATES



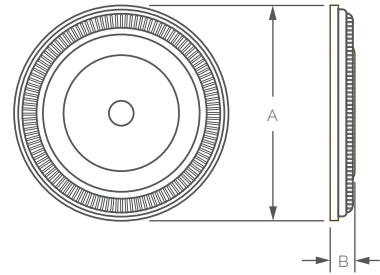
1848




PRODUCT NUMBER	A	B
1848 Backplate	1-5/8"	3/16"



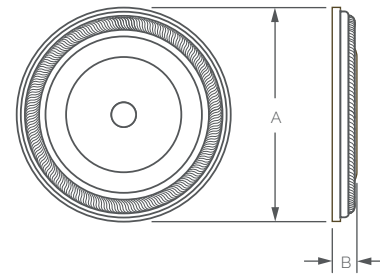
1849



PRODUCT NUMBER	A	B
1849 Backplate - Coin	1-5/8"	3/16"



1840

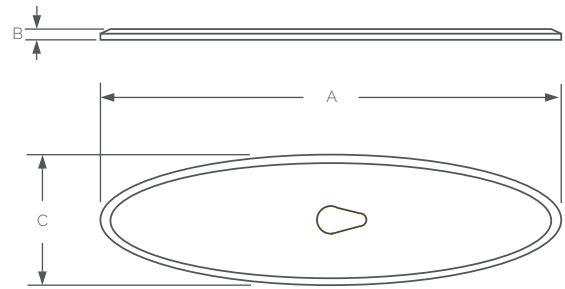


PRODUCT NUMBER	A	B
1840 Backplate - Rope	1-5/8"	3/16"

BACKPLATES



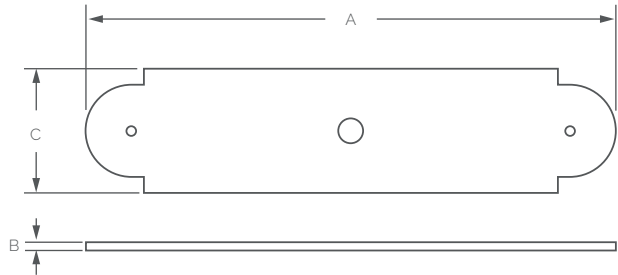
1197



PRODUCT NUMBER	A	B	C
1197 Oval Backplate	3"	1/16"	7/8"



1261



PRODUCT NUMBER	A	B	C
1261 Backplate	4"	1/16"	15/16"

BAIL PULLS

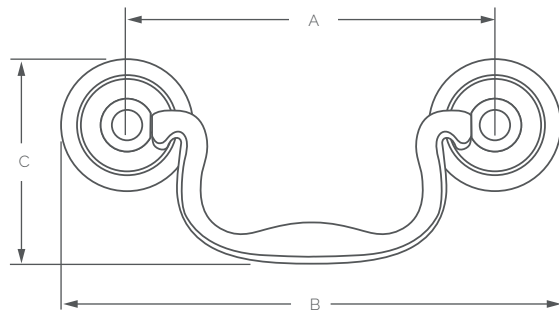


6001



6003

PRODUCT NUMBER	A	B	C
6001 Bail Pull	3-1/2"	4-3/4"	2-1/8"
6003 Bail Pull	4"	5-1/4"	2-1/2"

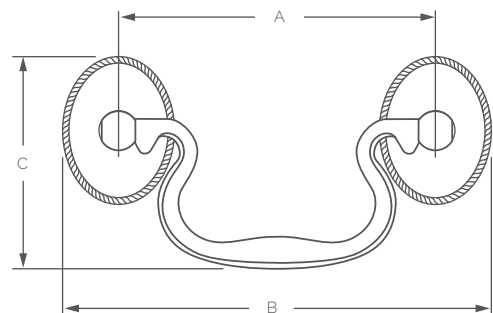


6006



6027

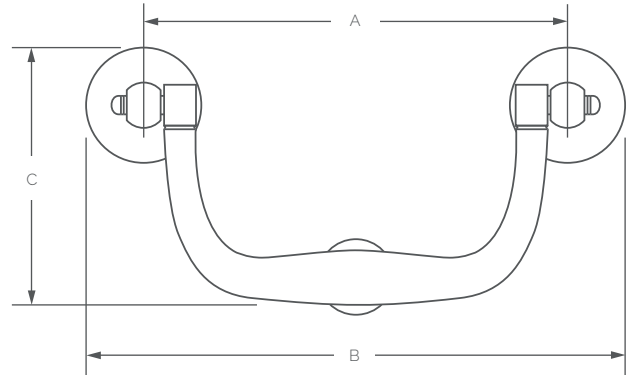
PRODUCT NUMBER	A	B	C
6006 Bail Pull	3"	4-1/4"	2-1/4"
6027 Bail Pull	3"	4"	2-1/8"



BAIL PULLS



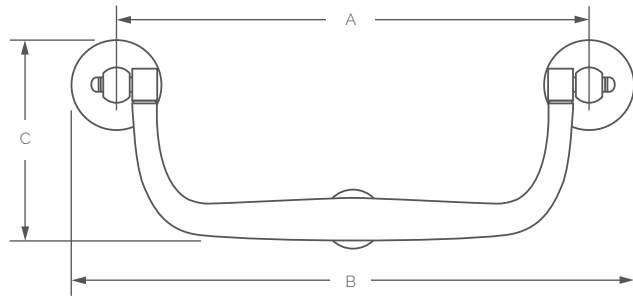
6035



PRODUCT NUMBER	A	B	C
6035 Bail Pull	3-1/2"	4-15/32"	2-3/16"



6050



PRODUCT NUMBER	A	B	C
6050 Bail Pull	5"	5-31/32"	2-3/16"



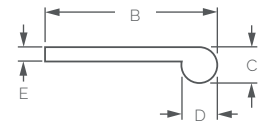
EDGE PULLS

EDGE PULLS



3546

PRODUCT NUMBER	A	B	C	D	E
3542 Edge Pull - Round	2"	1-1/2"	5/16"	5/16"	1/8"
3544 Edge Pull - Round	4"	1-1/2"	5/16"	5/16"	1/8"
3546 Edge Pull - Round	6"	1-1/2"	5/16"	5/16"	1/8"
3548 Edge Pull - Round	8"	1-1/2"	5/16"	5/16"	1/8"
3550 Edge Pull - Round	10"	1-1/2"	5/16"	5/16"	1/8"
3552 Edge Pull - Round	12"	1-1/2"	5/16"	5/16"	1/8"
3558 Edge Pull - Round	18"	1-1/2"	5/16"	5/16"	1/8"
3560 Edge Pull - Round	24"	1-1/2"	5/16"	5/16"	1/8"
3561 Edge Pull - Round	30"	1-1/2"	5/16"	5/16"	1/8"
3562 Edge Pull - Round	36"	1-1/2"	5/16"	5/16"	1/8"
3564 Edge Pull - Round	48"	1-1/2"	5/16"	5/16"	1/8"

**REMEMBER**

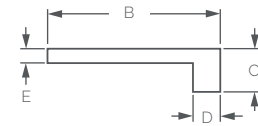
Custom lengths available.

EDGE PULLS



3576

PRODUCT NUMBER	A	B	C	D	E
3572 Edge Pull - Square	2"	1-1/2"	3/8"	1/4"	1/8"
3574 Edge Pull - Square	4"	1-1/2"	3/8"	1/4"	1/8"
3576 Edge Pull - Square	6"	1-1/2"	3/8"	1/4"	1/8"
3578 Edge Pull - Square	8"	1-1/2"	3/8"	1/4"	1/8"
3580 Edge Pull - Square	10"	1-1/2"	3/8"	1/4"	1/8"
3582 Edge Pull - Square	12"	1-1/2"	3/8"	1/4"	1/8"
3588 Edge Pull - Square	18"	1-1/2"	3/8"	1/4"	1/8"
3590 Edge Pull - Square	24"	1-1/2"	3/8"	1/4"	1/8"
3591 Edge Pull - Square	30"	1-1/2"	3/8"	1/4"	1/8"
3592 Edge Pull - Square	36"	1-1/2"	3/8"	1/4"	1/8"
3594 Edge Pull - Square	48"	1-1/2"	3/8"	1/4"	1/8"

**REMEMBER**

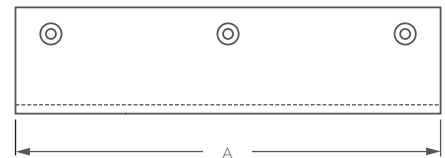
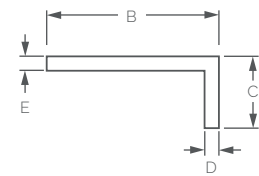
Custom lengths available.

EDGE PULLS



3666

PRODUCT NUMBER	A	B	C	D	E
3662 Edge Pull - Angle	2"	1-1/2"	5/8"	1/8"	1/8"
3664 Edge Pull - Angle	4"	1-1/2"	5/8"	1/8"	1/8"
3666 Edge Pull - Angle	6"	1-1/2"	5/8"	1/8"	1/8"
3668 Edge Pull - Angle	8"	1-1/2"	5/8"	1/8"	1/8"
3670 Edge Pull - Angle	10"	1-1/2"	5/8"	1/8"	1/8"
3672 Edge Pull - Angle	12"	1-1/2"	5/8"	1/8"	1/8"
3678 Edge Pull - Angle	18"	1-1/2"	5/8"	1/8"	1/8"
3680 Edge Pull - Angle	24"	1-1/2"	5/8"	1/8"	1/8"
3681 Edge Pull - Angle	30"	1-1/2"	5/8"	1/8"	1/8"
3682 Edge Pull - Angle	36"	1-1/2"	5/8"	1/8"	1/8"
3684 Edge Pull - Angle	48"	1-1/2"	5/8"	1/8"	1/8"



REMEMBER

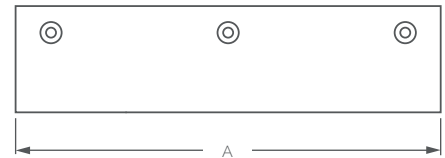
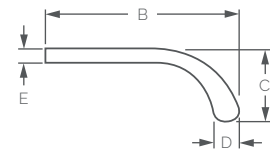
Custom lengths available.

EDGE PULLS



3776

PRODUCT NUMBER	A	B	C	D	E
3772 Edge Pull - Curve	2"	1-11/16"	5/8"	1/4"	1/8"
3774 Edge Pull - Curve	4"	1-11/16"	5/8"	1/4"	1/8"
3776 Edge Pull - Curve	6"	1-11/16"	5/8"	1/4"	1/8"
3778 Edge Pull - Curve	8"	1-11/16"	5/8"	1/4"	1/8"
3780 Edge Pull - Curve	10"	1-11/16"	5/8"	1/4"	1/8"
3782 Edge Pull - Curve	12"	1-11/16"	5/8"	1/4"	1/8"
3788 Edge Pull - Curve	18"	1-11/16"	5/8"	1/4"	1/8"
3790 Edge Pull - Curve	24"	1-11/16"	5/8"	1/4"	1/8"
3791 Edge Pull - Curve	30"	1-11/16"	5/8"	1/4"	1/8"
3792 Edge Pull - Curve	36"	1-11/16"	5/8"	1/4"	1/8"
3794 Edge Pull - Curve	48"	1-11/16"	5/8"	1/4"	1/8"

**REMEMBER**

Custom lengths available.



CABINET KNOBS



3901

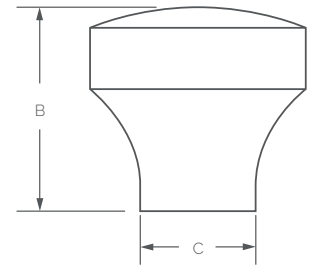
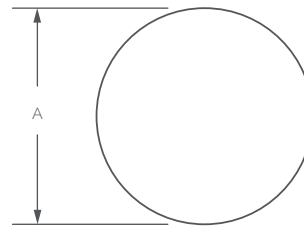


3903



3902

PRODUCT NUMBER	A	B	C
3901 Knob	1-1/4"	1-3/16"	11/16"
3902 Knob	1-1/2"	1-7/16"	25/32"
3903 Knob	1-3/8"	1-5/16"	3/4"



3941

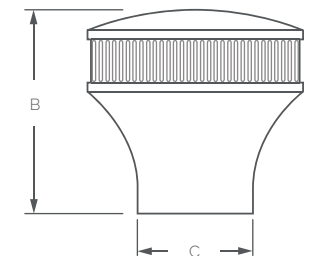
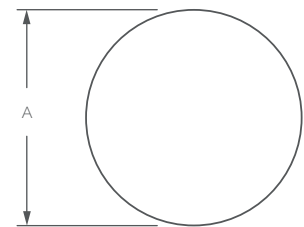


3942



3943

PRODUCT NUMBER	A	B	C
3941 Knob - Coin	1-1/4"	1-3/16"	11/16"
3942 Knob - Coin	1-3/8"	1-5/16"	3/4"
3943 Knob - Coin	1-1/2"	1-7/16"	25/32"



CABINET KNOBS



3946

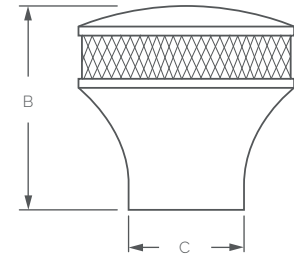
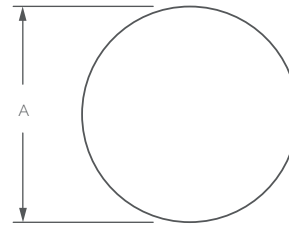


3947



3948

PRODUCT NUMBER	A	B	C
3946 Knob - Cross Hatch	1-1/4"	1-3/16"	11/16"
3947 Knob - Cross Hatch	1-3/8"	1-5/16"	3/4"
3948 Knob - Cross Hatch	1-1/2"	1-7/16"	25/32"

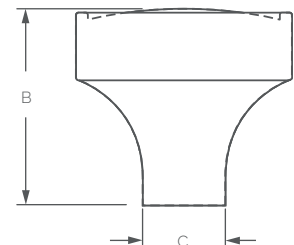
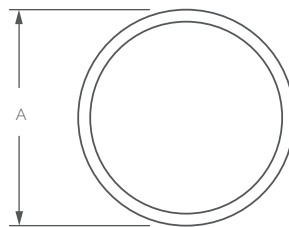


3914




3916


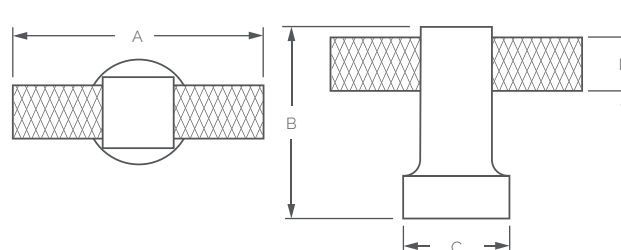
PRODUCT NUMBER	A	B	C
3914 Knob	1-1/4"	1-1/8"	1/2"
3916 Knob	1-1/2"	1-3/8"	9/16"



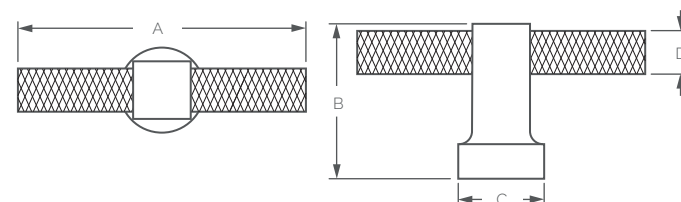
CABINET KNOBS & PULLS




PRODUCT NUMBER	A	B	C	D
3950 T Knob - Diamond	1-3/4"	1-3/8"	3/4"	3/8"
3952 T Knob - Diamond	2"	1-21/32"	15/16"	1/2"



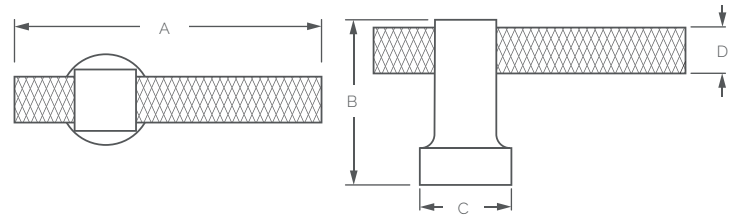
PRODUCT NUMBER	A	B	C	D
3953 T Pull - Diamond	2-1/2"	1-3/8"	3/4"	3/8"
3955 T Pull - Diamond	3-1/8"	1-11/16"	15/16"	1/2"




CABINET PULLS



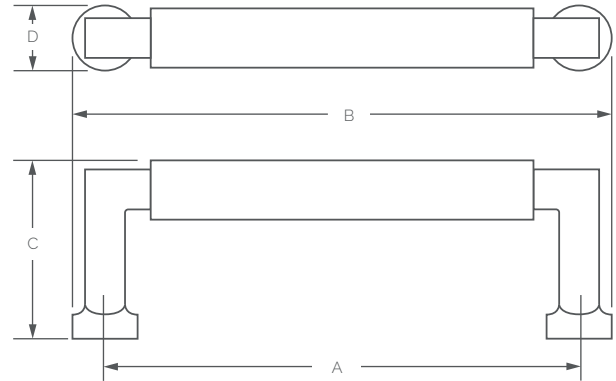
PRODUCT NUMBER	A	B	C	D
3956 L Pull - Diamond	2-1/2"	1-3/8"	3/4"	3/8"
3958 L Pull - Diamond	3-1/8"	1-11/16"	15/16"	1/2"



CABINET PULLS



3906



PRODUCT NUMBER	A	B	C	D
3904 Pull	4"	4-9/16"	1-1/2"	1/2"
3906 Pull	6"	6-9/16"	1-1/2"	1/2"
3908 Pull	8"	8-9/16"	1-1/2"	1/2"
3911 Pull	12"	12-9/16"	1-1/2"	1/2"
3917 Pull	18"	18-9/16"	1-1/2"	1/2"
3910 Appliance Pull	10"	10-31/32"	1-7/8"	15/16"
3912 Appliance Pull	12"	12-31/32"	1-7/8"	15/16"
3918 Appliance Pull	18"	18-31/32"	1-7/8"	15/16"
3924 Appliance Pull	24"	24-31/32"	1-7/8"	15/16"
3930 Appliance Pull	30"	30-31/32"	1-7/8"	15/16"
3936 Appliance Pull	36"	36-31/32"	1-7/8"	15/16"

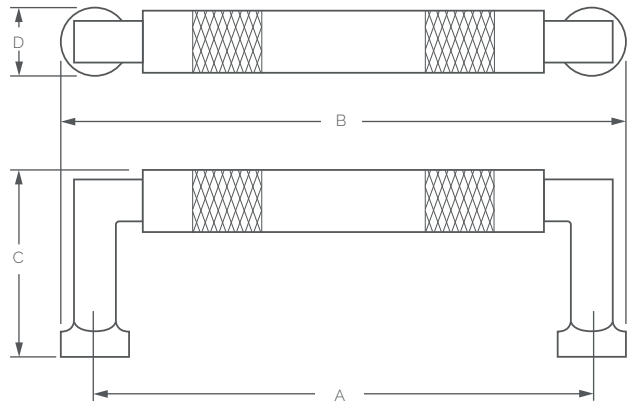
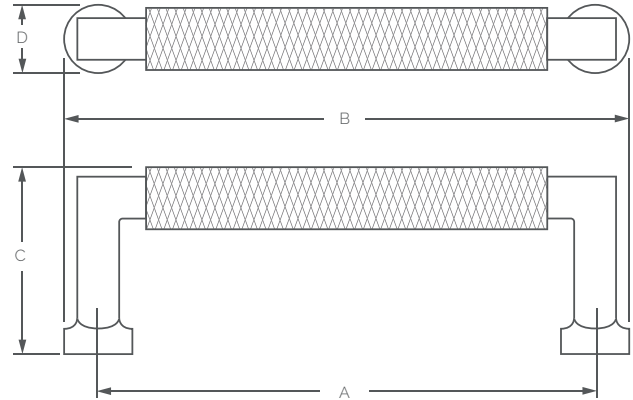
REMEMBER

Custom c-c sizes available.

Split finishes available.

Appliance pulls are available as B-T-B and single sided applications.

CABINET PULLS



PRODUCT NUMBER	A	B	C	D
3964 Pull - Diamond	4"	4-9/16"	1-1/2"	1/2"
3966 Pull - Diamond	6"	6-9/16"	1-1/2"	1/2"
3968 Pull - Diamond	8"	8-9/16"	1-1/2"	1/2"
3972 Appliance Pull - Diamond	10"	10-31/32"	1-7/8"	15/16"
3978 Appliance Pull - Diamond	12"	12-31/32"	1-7/8"	15/16"
3984 Appliance Pull - Diamond Bands	18"	18-31/32"	1-7/8"	15/16"
3990 Appliance Pull - Diamond Bands	24"	24-31/32"	1-7/8"	15/16"
3996 Appliance Pull - Diamond Bands	30"	30-31/32"	1-7/8"	15/16"
3998 Appliance Pull - Diamond Bands	36"	36-31/32"	1-7/8"	15/16"

REMEMBER

Custom c-c sizes available.

Split finishes available.

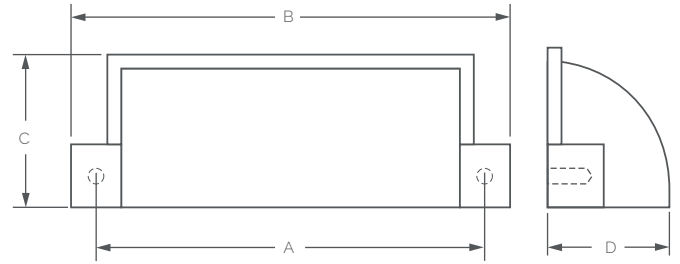
Appliance pulls are available as B-T-B and single sided applications.

APRÈS

CUP PULLS



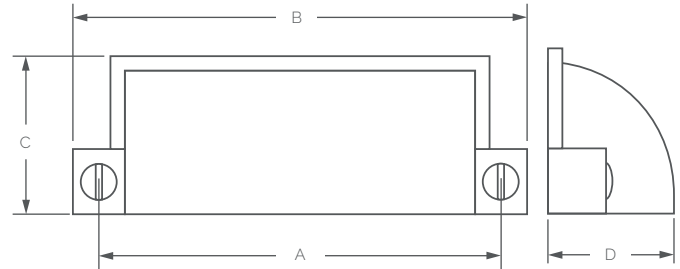
3926



PRODUCT NUMBER	A	B	C	D
3926 Cup Pull	3-1/2"	3-31/32"	1-7/16"	1-3/32"



3927

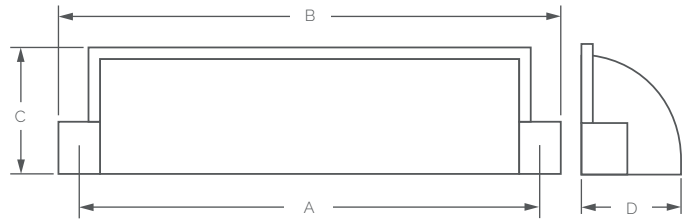


PRODUCT NUMBER	A	B	C	D
3927 Cup Pull w/ Exposed Screws	3-1/2"	3-31/32"	1-7/16"	1-3/32"

CUP PULLS



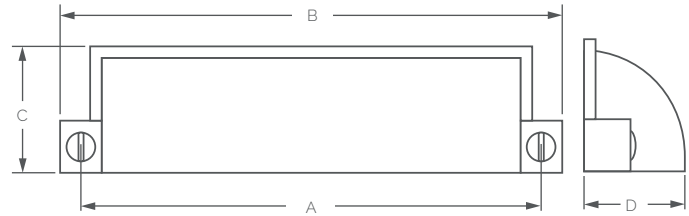
3929



PRODUCT NUMBER	A	B	C	D
3929 Cup Pull	5"	5-7/16"	1-7/16"	1-3/32"



3931



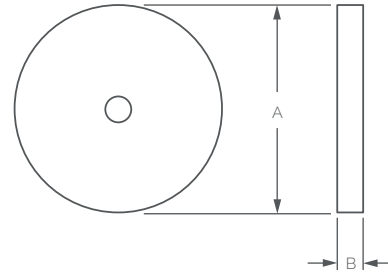
PRODUCT NUMBER	A	B	C	D
3931 Cup Pull w/ Exposed Screws	5"	5-7/16"	1-7/16"	1-3/32"

APRÈS


BACKPLATES



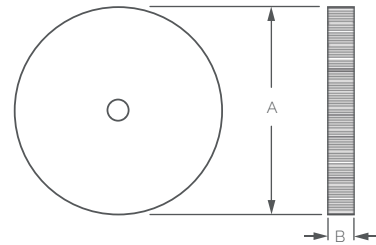
3933




PRODUCT NUMBER	A	B
3933 Backplate	1-1/2"	3/16"



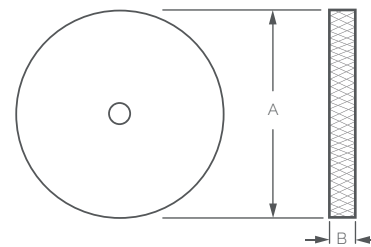
3939



PRODUCT NUMBER	A	B
3939 Backplate - Coin	1-1/2"	3/16"



3940

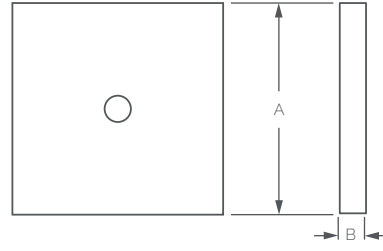


PRODUCT NUMBER	A	B
3940 Backplate - Cross Hatch	1-1/2"	3/16"

BACKPLATES



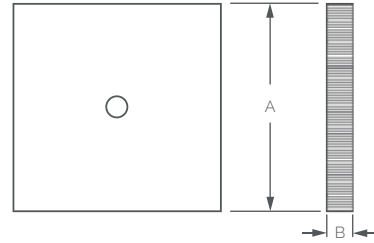
3935



PRODUCT NUMBER	A	B
3935 Square Backplate	1-1/2"	3/16"



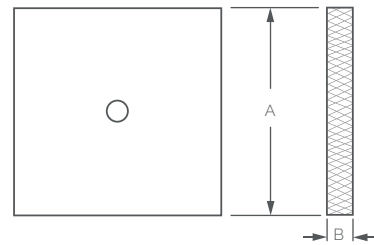
3937



PRODUCT NUMBER	A	B
3937 Square Backplate - Coin	1-1/2"	3/16"




3938



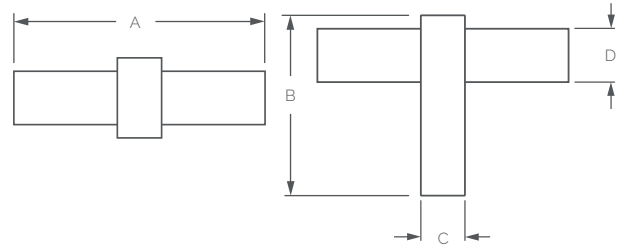
PRODUCT NUMBER	A	B
3938 Square Backplate - Cross Hatch	1-1/2"	3/16"



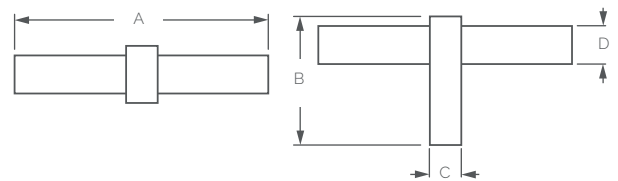
CABINET KNOBS & PULLS




PRODUCT NUMBER	A	B	C	D
3600 T-Knob	1-3/4"	1-1/4"	9/16" X 5/16"	3/8"
3601 T-Knob	2"	1-11/16"	3/4" X 3/8"	1/2"




PRODUCT NUMBER	A	B	C	D
3602 T Pull	2-1/2"	1-1/4"	9/16" X 5/16"	3/8"
3603 T Pull	3-1/8"	1-11/16"	3/4" X 3/8"	1/2"



CABINET PULLS


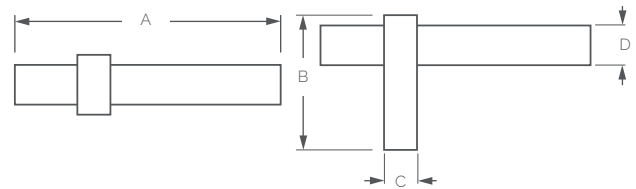


3605

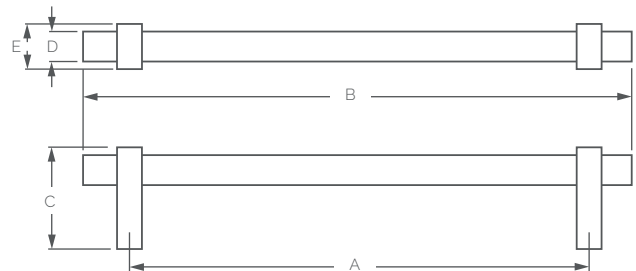


3607

PRODUCT NUMBER	A	B	C	D
3605 L Pull	2-1/2"	1-1/4"	9/16" X 5/16"	3/8"
3607 L Pull	3-1/8"	1-11/16"	3/4" X 3/8"	1/2"



3606



PRODUCT NUMBER	A	B	C	D	E
3604 Pull	4"	5-1/8"	1-11/16"	1/2"	3/4" X 3/8"
3606 Pull	6"	7-1/8"	1-11/16"	1/2"	3/4" X 3/8"
3608 Pull	8"	9-1/8"	1-11/16"	1/2"	3/4" X 3/8"
3611 Pull	12"	13-1/8"	1-11/16"	1/2"	3/4" X 3/8"
3617 Pull	18"	19-1/8"	1-11/16"	1/2"	3/4" X 3/8"
3612 Appliance Pull	12"	14-5/8"	2-3/4"	7/8"	1-1/4" X 5/8"
3618 Appliance Pull	18"	20-5/8"	2-3/4"	7/8"	1-1/4" X 5/8"
3624 Appliance Pull	24"	26-5/8"	2-3/4"	7/8"	1-1/4" X 5/8"
3630 Appliance Pull	30"	32-5/8"	2-3/4"	7/8"	1-1/4" X 5/8"
3636 Appliance Pull	36"	38-5/8"	2-3/4"	7/8"	1-1/4" X 5/8"

REMEMBER


Custom c-c sizes available.

Split finishes available.


Appliance pulls are available as B-T-B and single sided applications.



CABINET KNOBS & PULLS


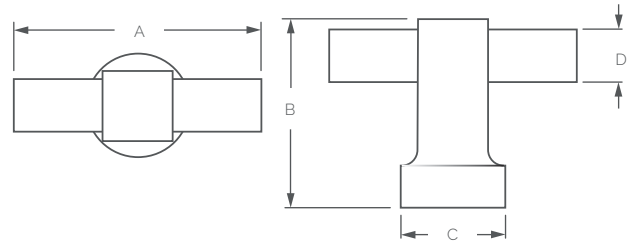


4030




4031

PRODUCT NUMBER	A	B	C	D
4030 T Knob - Square	1-3/4"	1-3/8"	3/4"	3/8"
4031 T Knob - Square	2"	1-11/16"	15/16"	1/2"

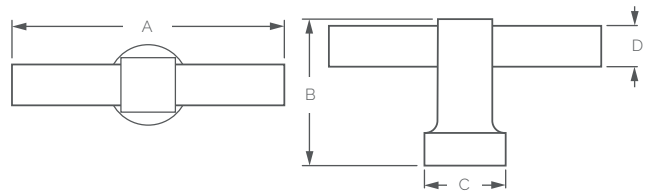


4032




4033


PRODUCT NUMBER	A	B	C	D
4032 T Pull - Square	2-1/2"	1-3/8"	3/4"	3/8"
4033 T Pull - Square	3-1/8"	1-11/16"	15/16"	1/2"



CABINET PULLS


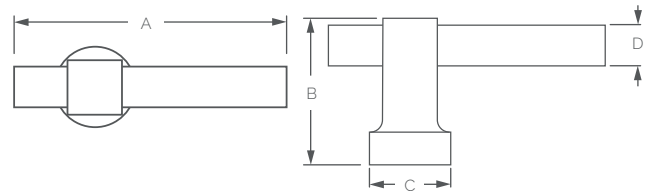


4037

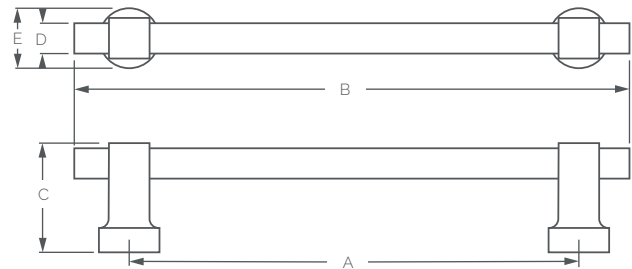


4039

PRODUCT NUMBER	A	B	C	D
4037 L Pull - Square	2-1/2"	1-3/8"	3/4"	3/8"
4039 L Pull - Square	3-1/8"	1-11/16"	15/16"	1/2"



4046



PRODUCT NUMBER	A	B	C	D	E
4044 Pull	4"	5-3/8"	1-11/16"	1/2"	15/16"
4046 Pull	6"	7-3/8"	1-11/16"	1/2"	15/16"
4048 Pull	8"	9-3/8"	1-11/16"	1/2"	15/16"
4051 Pull	12"	13-3/8"	1-11/16"	1/2"	15/16"
4057 Pull	18"	19-3/8"	1-11/16"	1/2"	15/16"
4062 Appliance Pull	12"	15-1/16"	2-3/8"	7/8"	1-1/2"
4068 Appliance Pull	18"	21-1/16"	2-3/8"	7/8"	1-1/2"
4074 Appliance Pull	24"	27-1/16"	2-3/8"	7/8"	1-1/2"
4080 Appliance Pull	30"	33-1/16"	2-3/8"	7/8"	1-1/2"
4086 Appliance Pull	36"	39-1/16"	2-3/8"	7/8"	1-1/2"

REMEMBER

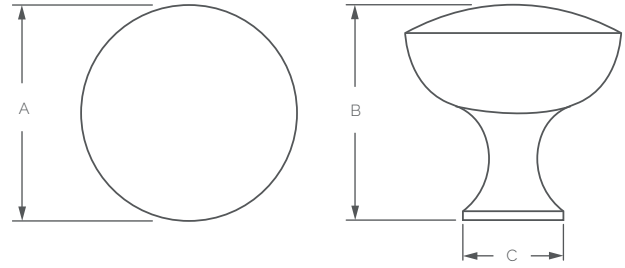
Custom c-c sizes available.

Split finishes available.

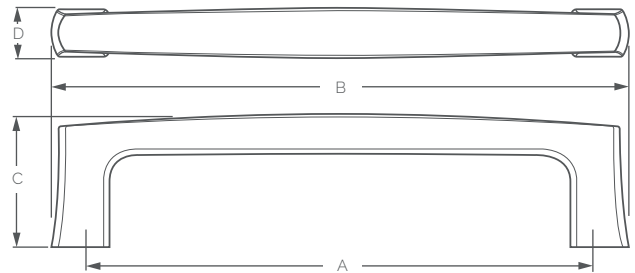
Appliance pulls are available as B-T-B and single sided applications.



CABINET KNOBS & PULLS



PRODUCT NUMBER	A	B	C
3701 Knob	1-1/4"	1-1/4"	9/16"
3703 Knob	1-1/2"	1-1/2"	11/16"



PRODUCT NUMBER	A	B	C	D
3704 Pull	4"	4-27/32"	1-19/32"	9/16"
3706 Pull	6"	6-27/32"	1-19/32"	9/16"
3708 Pull	8"	8-27/32"	1-19/32"	9/16"
3711 Pull	12"	12-27/32"	1-19/32"	9/16"
3717 Pull	18"	18-27/32"	1-19/32"	9/16"
3712 Appliance Pull	12"	13-3/16"	2-1/8"	1"
3718 Appliance Pull	18"	19-3/16"	2-1/8"	1"

REMEMBER

Appliance pulls are available as B-T-B and single sided applications.



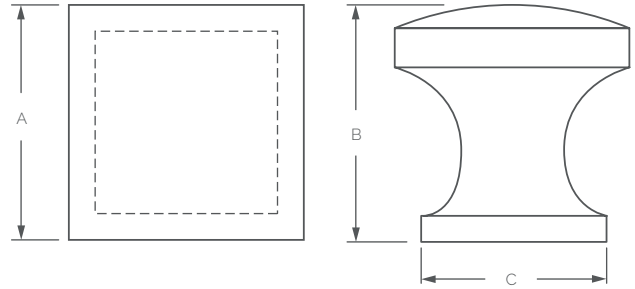
CABINET KNOBS & PULLS




3800



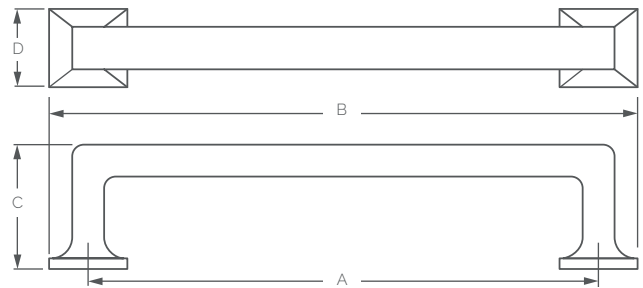
3801



PRODUCT NUMBER	A	B	C
3800 Square Knob	1-1/8"	1-1/8"	7/8"
3801 Square Knob	1-3/8"	1-3/8"	1-1/16"



3806



PRODUCT NUMBER	A	B	C	D
3804 Pull	4"	4-15/16"	1-15/32"	15/16"
3806 Pull	6"	6-15/16"	1-15/32"	15/16"
3808 Pull	8"	8-15/16"	1-15/32"	15/16"
3811 Pull	12"	12-15/16"	1-15/32"	15/16"
3817 Pull	18"	18-15/16"	1-15/32"	15/16"
3812 Appliance Pull	12"	13-1/4"	2-3/32"	1-1/4"
3818 Appliance Pull	18"	19-1/4"	2-3/32"	1-1/4"

REMEMBER

Appliance pulls are available as B-T-B and single sided applications.



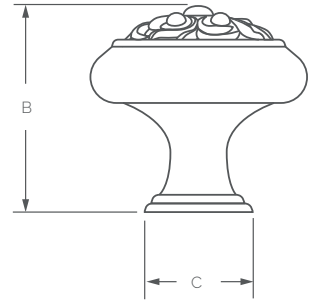

CABINET KNOBS & PULLS



1600



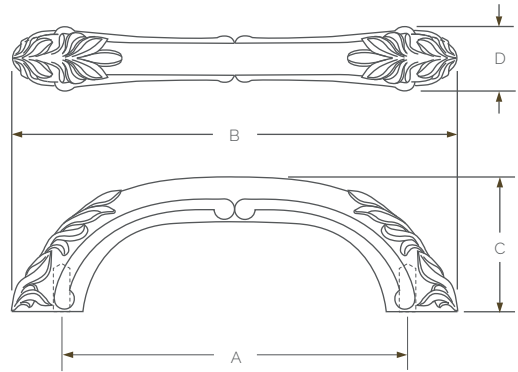
1601



PRODUCT NUMBER	A	B	C
1600 Knob	1-1/4"	1-3/16"	5/8"
1601 Knob	1-1/2"	1-11/32"	3/4"



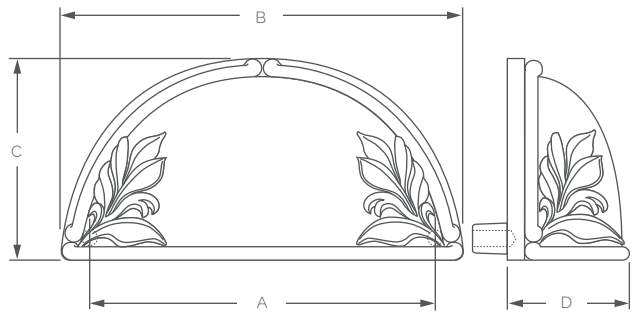
1604



PRODUCT NUMBER	A	B	C	D
1603 Pull	3"	3-7/8"	1-3/16"	9/16"
1604 Pull	4"	4-7/8"	1-3/16"	5/8"

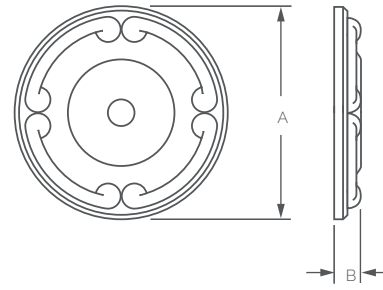



1605



PRODUCT NUMBER	A	B	C	D
1605 Cup Pull	3"	3-1/2"	1-3/4"	1-1/16"

BACKPLATES



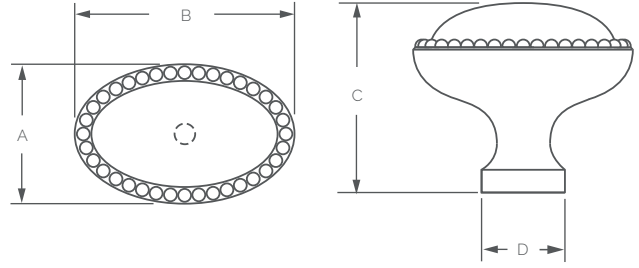
PRODUCT NUMBER	A	B
1606 Backplate	1-1/2"	3/16"
1607 Backplate	1-3/4"	3/16"




CABINET KNOBS & PULLS



1556

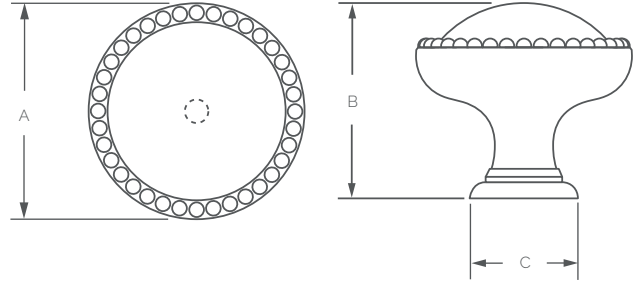


PRODUCT NUMBER	A	B	C	D
1556 Oval Knob	15/16"	1-7/16"	1-1/4"	3/4"



1554

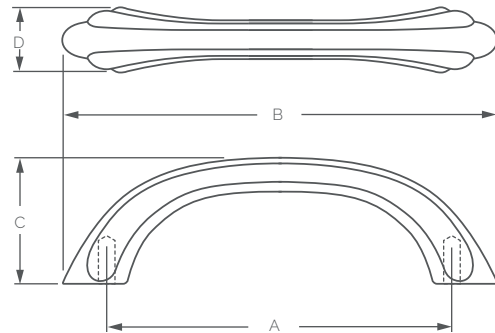
1555



PRODUCT NUMBER	A	B	C
1554 Knob	1-1/4"	1-1/8"	5/8"
1555 Knob	1-1/2"	1-1/4"	3/4"



1558

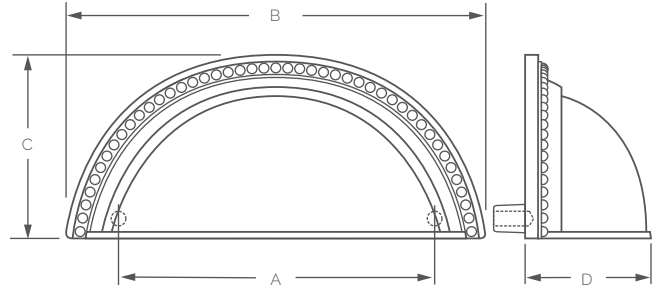


PRODUCT NUMBER	A	B	C	D
1557 Pull	3"	3-3/4"	1-3/32"	9/16"
1558 Pull	4"	4-7/8"	1-3/16"	5/8"


CUP PULLS & BACKPLATES



1559

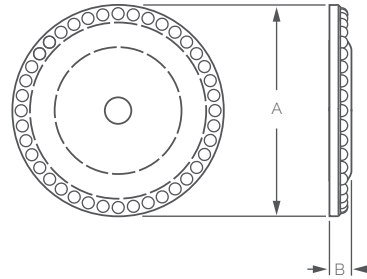


PRODUCT NUMBER	A	B	C	D
1559 Cup Pull	3"	4"	1-3/4"	1-3/16"



1564

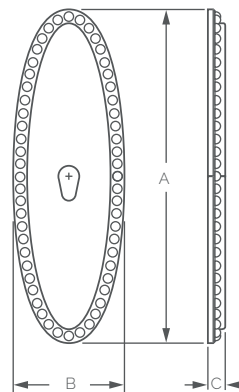
1565



PRODUCT NUMBER	A	B
1564 Backplate	1-1/2"	5/32"
1565 Backplate	1-3/4"	5/32"



1567



PRODUCT NUMBER	A	B	C
1567 Oval Backplate	3"	1"	5/32"



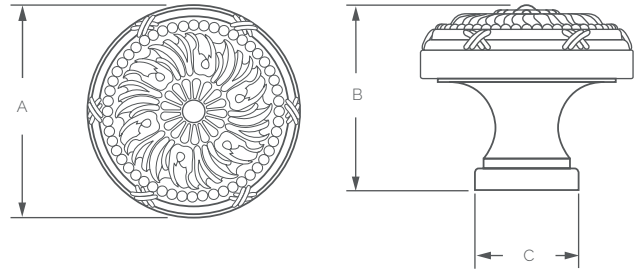
CABINET KNOBS & PULLS



1401



1402



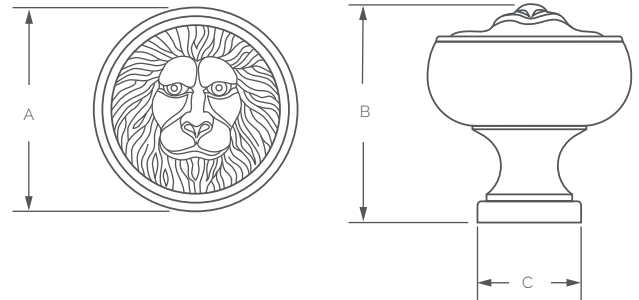
PRODUCT NUMBER	A	B	C
1401 Knob	1-1/4"	1-1/8"	19/32"
1402 Knob	1-1/2"	1-5/16"	21/32"



1451



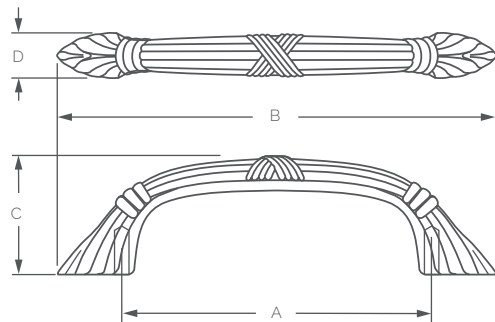
1452



PRODUCT NUMBER	A	B	C
1451 Lion Knob	1-1/4"	1-5/16"	5/8"
1452 Lion Knob	1-1/2"	1-1/2"	5/8"



1404

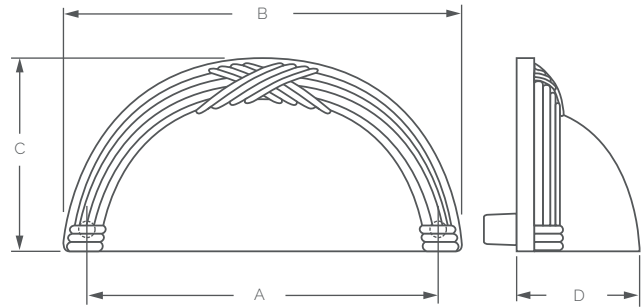


PRODUCT NUMBER	A	B	C	D
1403 Pull	3"	3-1/4"	1-1/8"	13/32"
1404 Pull	3-1/2"	4-3/4"	1-5/32"	7/16"

CUP PULLS & BACKPLATES



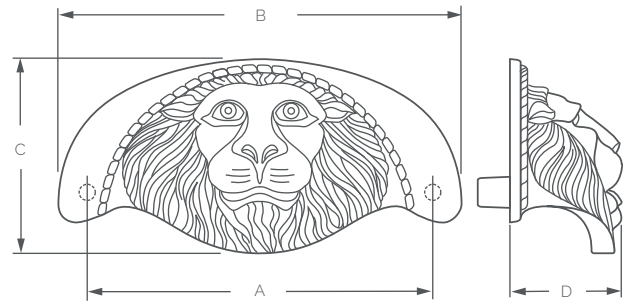
1405



PRODUCT NUMBER	A	B	C	D
1405 Cup Pull	3"	3-7/16"	1-5/8"	1-7/16"



1450



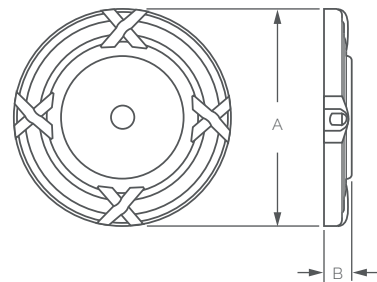
PRODUCT NUMBER	A	B	C	D
1450 Lion Cup Pull	3"	3-1/2"	1-5/8"	1"



1406



1407

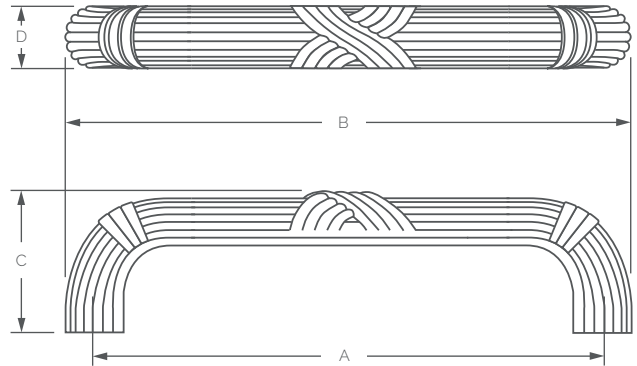


PRODUCT NUMBER	A	B
1406 Backplate	1-1/2"	7/32"
1407 Backplate	1-3/4"	7/32"

APPLIANCE PULLS



8089




PRODUCT NUMBER	A	B	C	D
8089 Appliance Pull	8"	9"	2-1/4"	1"

REMEMBER

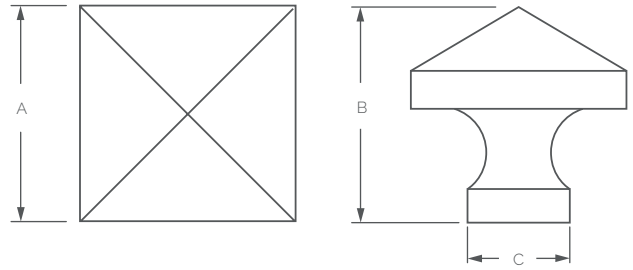
Appliance pulls are available as B-T-B and single sided applications.




CABINET KNOBS & PULLS



1522

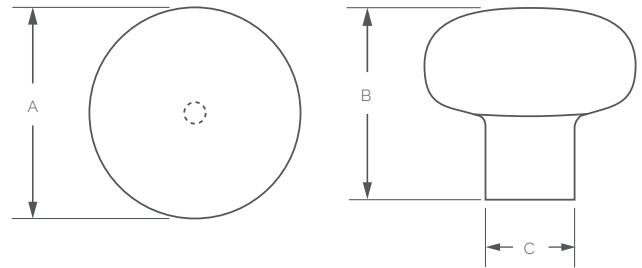


PRODUCT NUMBER	A	B	C
1522 Square Knob	1-1/4"	1-7/32"	9/16"



1520

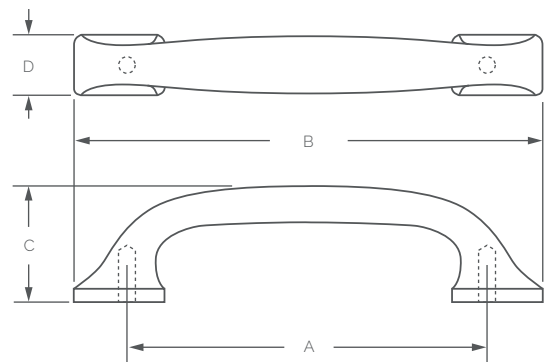
1521



PRODUCT NUMBER	A	B	C
1520 Knob	1-3/8"	1-1/4"	9/16"
1521 Knob	1-5/8"	1-3/8"	11/16"

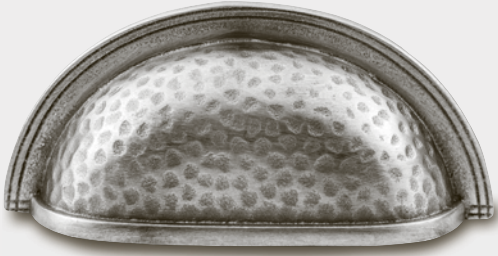


1524

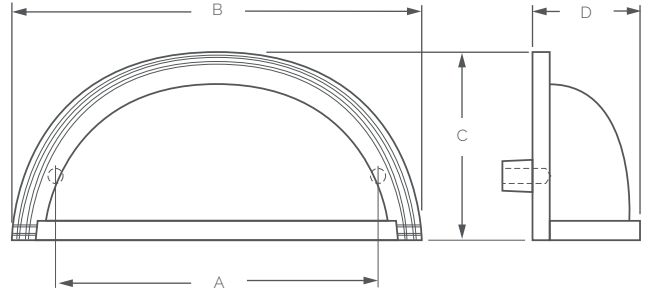


PRODUCT NUMBER	A	B	C	D
1523 Pull	3"	3-7/8"	15/16"	1/2"
1524 Pull	4"	4-7/8"	1-1/8"	9/32"


CUP PULLS & BACKPLATES



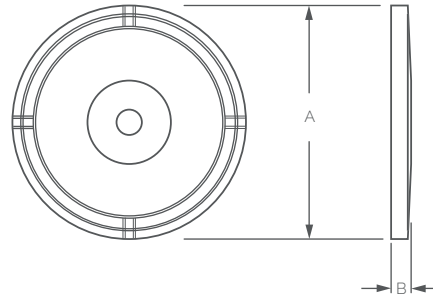
1525



PRODUCT NUMBER	A	B	C	D
1525 Cup Pull	3"	3-3/4"	1-3/4"	1-5/16"



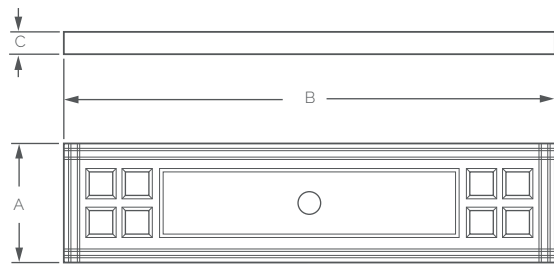
1526



PRODUCT NUMBER	A	B
1526 Backplate	1-5/8"	5/32"




1527

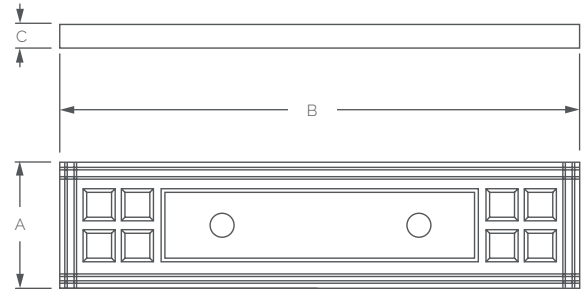


PRODUCT NUMBER	A	B	C
1527 Backplate	1"	4-1/8"	3/16"

BACKPLATES & APPLIANCE PULLS



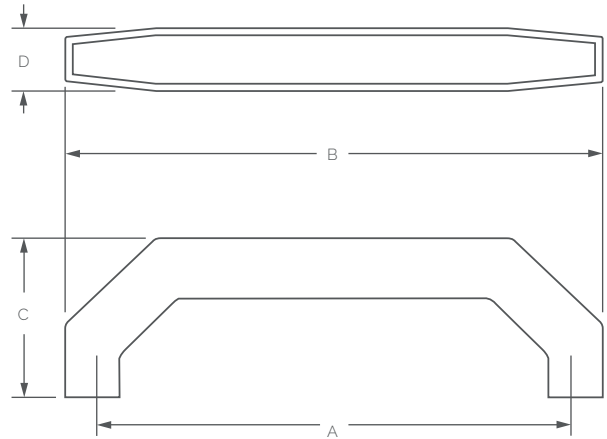
1529



PRODUCT NUMBER	A	B	C
1528 Backplate (3" c-c)	1"	6-1/2"	3/16"
1529 Backplate (4" c-c)	1-1/8"	7-1/2"	3/16"



8689



PRODUCT NUMBER	A	B	C	D
8689 Appliance Pull	6-1/2"	7-3/8"	2-3/16"	7/8"

REMEMBER

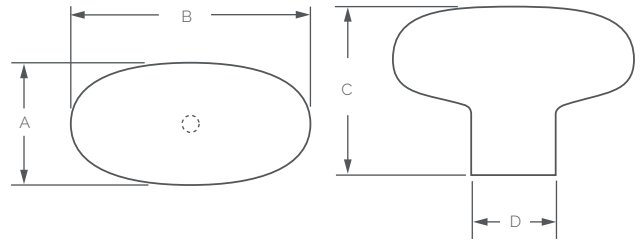
Appliance pulls are available as B-T-B and single sided applications.



CABINET KNOBS



1464

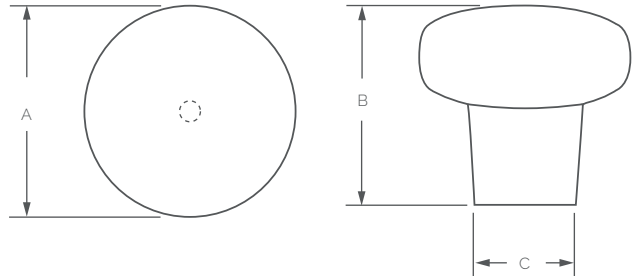


PRODUCT NUMBER	A	B	C	D
1464 Oval Knob	31/32"	1-29/32"	1-3/8"	11/16"




1462

1463

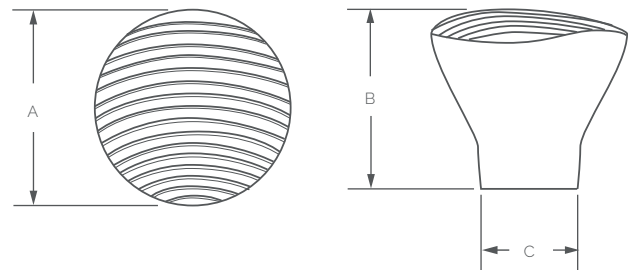


PRODUCT NUMBER	A	B	C
1462 Knob	1-3/8"	1-5/16"	11/16"
1463 Knob	1-5/8"	1-3/8"	3/4"




1460

1461

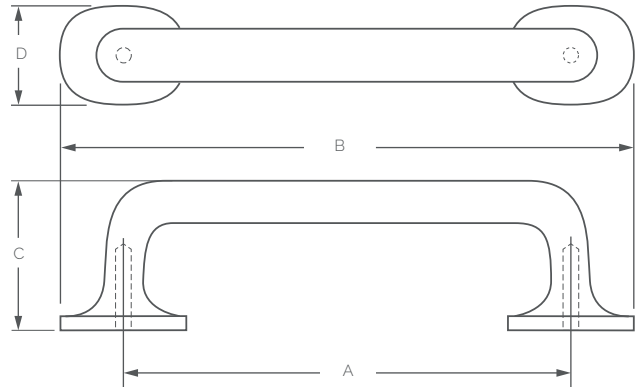


PRODUCT NUMBER	A	B	C
1460 Knob	1-1/4"	1-5/32"	19/32"
1461 Knob	1-1/2"	1-9/32"	11/16"

CABINET PULLS



1471



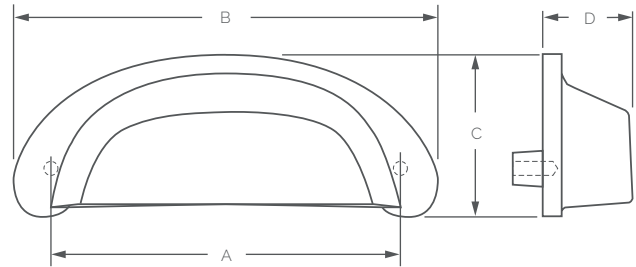
PRODUCT NUMBER	A	B	C	D
1470 Pull	4"	5-1/4"	1-11/32"	7/8"
1471 Pull	6"	7-1/4"	1-7/16"	15/16"
1473 Appliance Pull	12"	13-1/4"	1-9/16"	1"
1475 Appliance Pull	18"	20"	2"	1-3/8"

REMEMBER

Appliance pulls are available as B-T-B and single sided applications.



1465

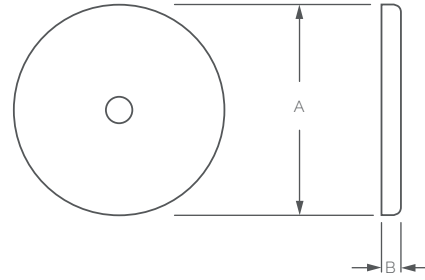


PRODUCT NUMBER	A	B	C	D
1465 Cup Pull	3-1/2"	4-1/4"	1-5/8"	7/8"

BACKPLATES



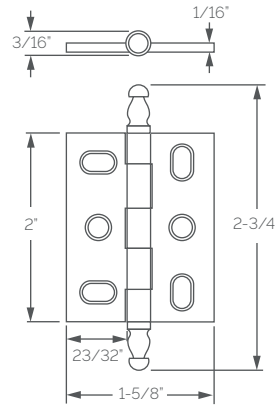

1466



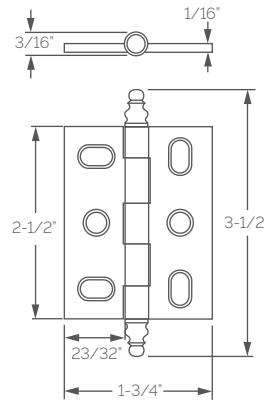
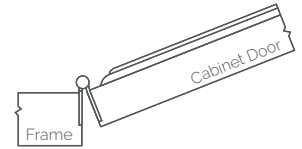
PRODUCT NUMBER	A	B
1466 Backplate	1-5/8"	5/32"



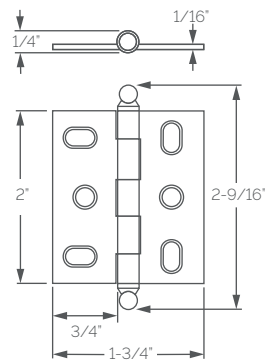
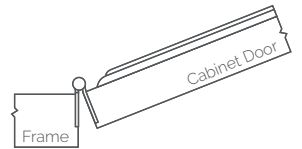
MORTISE



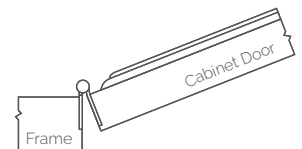
1516
Hinge: Mortise
Finial: Minarette



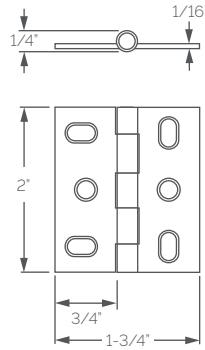
1517
Hinge: Mortise
Finial: Minarette



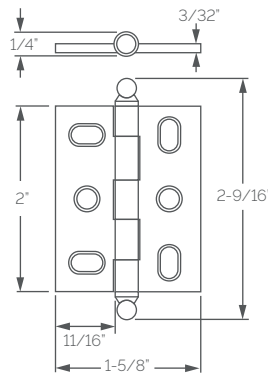
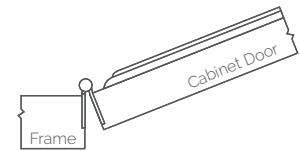
2501
Hinge: Mortise
Finial: Ball



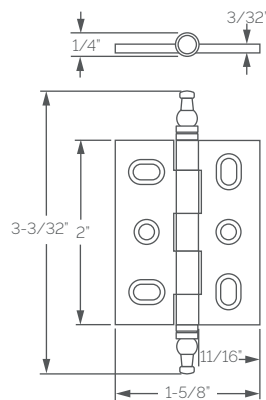

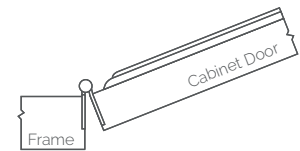
MORTISE



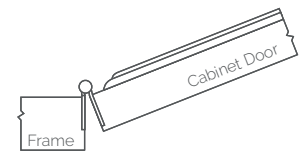
2505
Hinge: Mortise
Finial: Flush



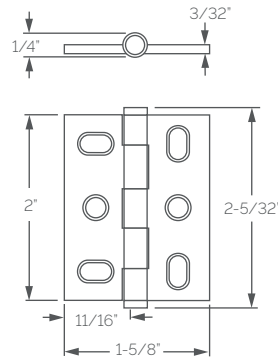
2571
Hinge: Mortise
Finial: Ball



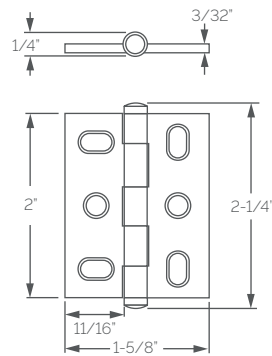
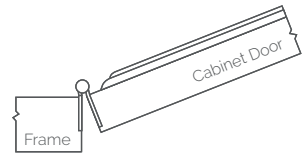
2572
Hinge: Mortise
Finial: Minarette



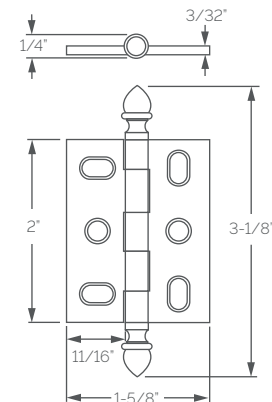
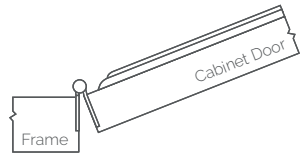
MORTISE



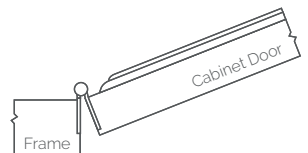
2575
Hinge: Mortise
Finial: Button



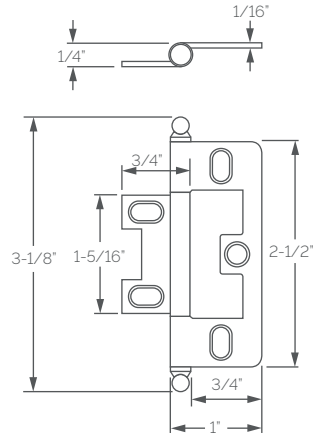
2576
Hinge: Mortise
Finial: Dome



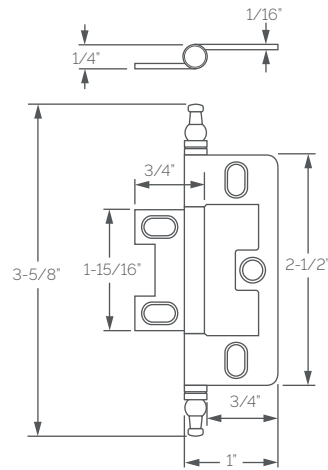

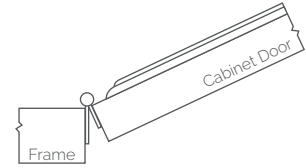
2577
Hinge: Mortise
Finial: Cathedral



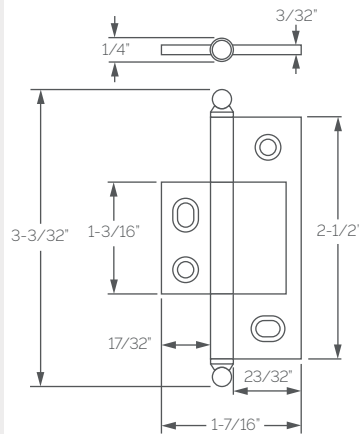
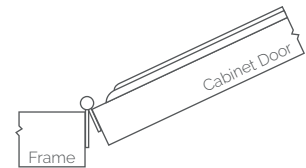
NON-MORTISE



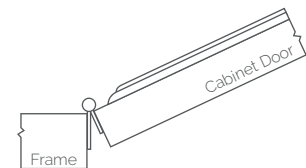
2511
Hinge: Non-Mortise
Finial: Ball



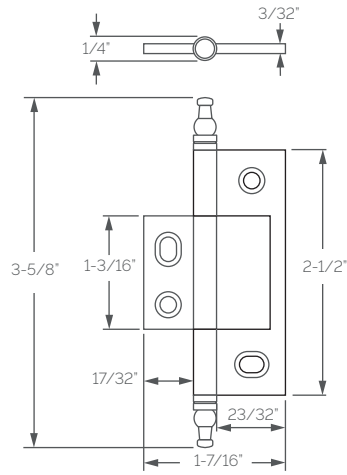

2512
Hinge: Non-Mortise
Finial: Minarette



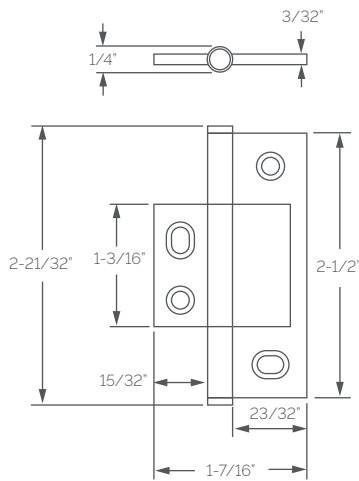

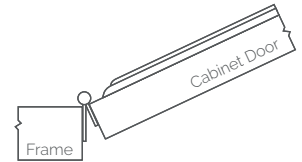
2581
Hinge: Non-Mortise
Finial: Ball



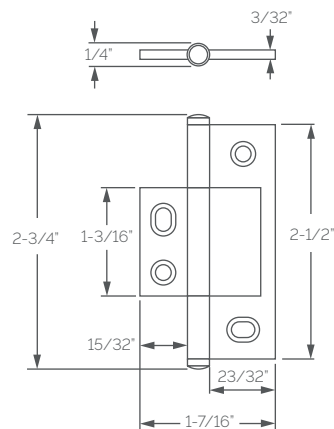

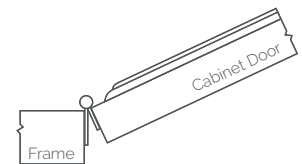
NON-MORTISE



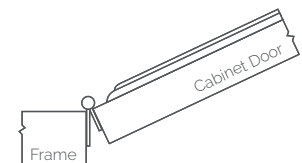
2582
Hinge: Non-Mortise
Finial: Minarette



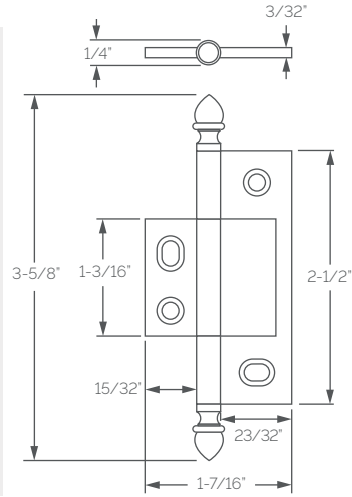

2585
Hinge: Non-Mortise
Finial: Button



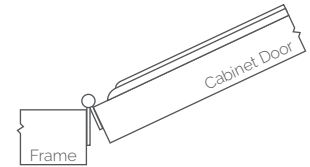
2586
Hinge: Non-Mortise
Finial: Dome



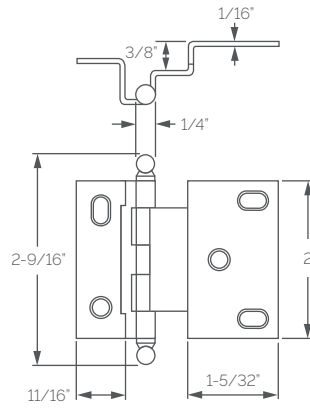

NON-MORTISE



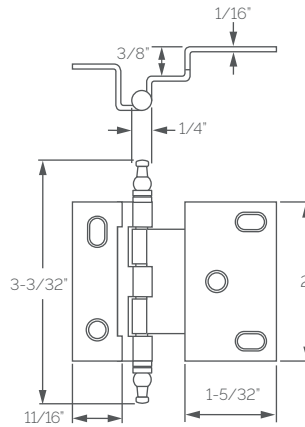

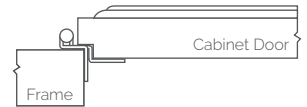
2587
Hinge: Non-Mortise
Finial: Cathedral



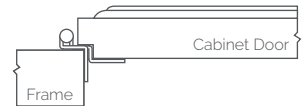
3/8" OFFSET



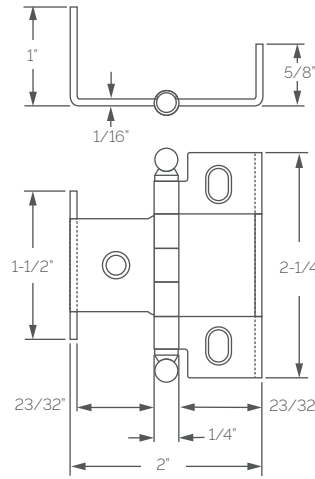

2541
Hinge: 3/8" Offset
Finial: Ball



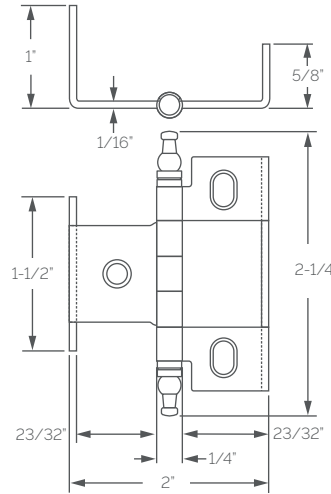

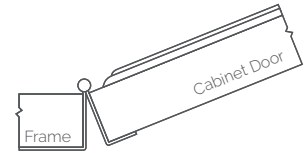
2542
Hinge: 3/8" Offset
Finial: Minarette



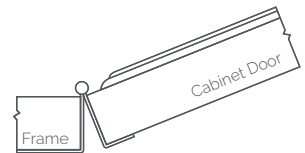
3/4" INSET FULL WRAP



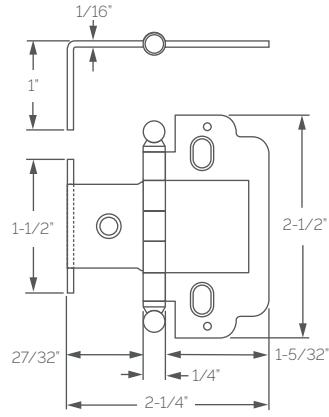

2551
Hinge: 3/4" Inset Full Wrap
Finial: Ball



2552
Hinge: 3/4" Inset Full Wrap
Finial: Minarette

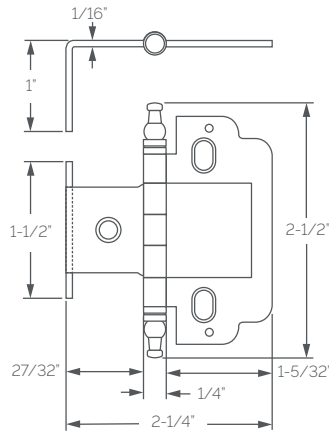

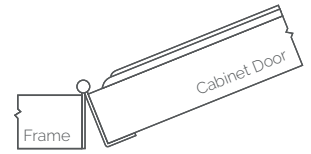


3/4" INSET PARTIAL WRAP



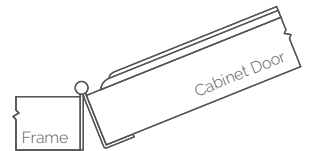
2561

Hinge: 3/4" Inset Partial Wrap
Finial: Ball

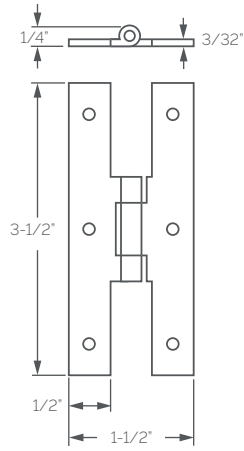


2562

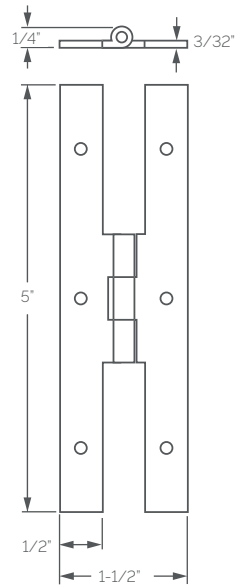
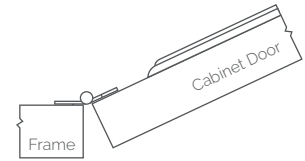
Hinge: 3/4" Inset Partial Wrap
Finial: Minarette



SURFACE



1094
Hinge: Surface



1096
Hinge: Surface

