



THE
QUALITY LOCK
COMPANY

WILLENHALL, ENGLAND







Manufacturers of the finest Brass Rim Locks available within the UK

Using the highest quality raw materials to produce a full range of the finest rim locks. Castings from age old patterns are combined with timeless skill and a pride in our work to create the most desirable lock.

Contents

- 2** Our story
- 3** Our finishes
- 4** Willenhall - Home of lockmaking
- 5** Our services

Our collections

- 6** Somerford
- 10** Beccbury
- 14** Kingswood
- 18** Millbrook
- 20** Draycott
- 24** Bygone

Further collections

- 26** Keys
- 27** Miscellany
- 29** Locks and latches
- 30** Furniture
- 32** Escutcheons

Our locksmiths use time-honoured techniques, passed down from the forefathers of the Willenhall lock making industry, ensuring each lock is manufactured to perfection.

Established in 1971, The Quality Lock Company, like much of the Willenhall lock trade, began as a small shed business. Selecting the finest regional craftsmen, the business grew by word of mouth recommendations.


Our locks are hand measured, hand filed and individually inspected, with each component separately hand-crafted from brass. Exceptional in appearance, unrivalled in durability and premium in quality, our rim locks are used in some of the UK's finest establishments.

We use only the best materials in making our locks, all of our castings are sourced from within the UK. Our skilled locksmiths then manufacture each lock from start to finish, taking pride in their craftsmanship and responsibility for our reputation.

Manufactured in a traditional workshop, time-honoured techniques combined with modern day knowledge ensure each lock is perfectly precise. Attention to detail is central to our philosophy.

High quality finishes are achieved with care and expertise in our polishing shop and during the final assembly, every part is carefully placed in position and tested to certify the finished product works perfectly.





Please see inside back cover for individual finish images.

Our finishes

Polished brass unlacquered (PBUL)

Solid brass, polished to perfection, unlacquered to allow the aging process to develop a more sombre patina or reinvigorate the finish with regular polishing.

Polished bronze unlacquered (PGUL)

Highly polished finish on a sand casting of solid bronze, supplied unlacquered to allow oxidization ageing to occur.

Polished nickel (PN)

Solid brass, nickel-plated for a dazzling look, warmer and deeper than a chrome finish reminiscent of the finest silver.

Satin nickel (SN)

Satin polished on brass, for an elegant fine silver style matt finish.

Real bronze (RBMA)

Highly polished finish on a sand casting of solid bronze, this is made and finished using traditional methods which gives an array of colours on the product.

Satin brass unlacquered (SBUL)

The warmth of brass polished to a smooth satin perfection, supplied unlacquered to allow the development of a patina from natural oxidization.

Antique brass (AB)

A final hand-finishing step creates a mellowed patina, emulating an aged finish that comes with long use and cherishing.

Polished chrome (PC)

Solid brass, plated in highly polished chrome for a stunning mirror smooth finish.

Satin chrome (SC)

Satin polished on brass, with a plated finish.

Cast iron (IR)

A distressed surface finish complimented by its natural tones.

Always at the heart. Willenhall has been famous for lockmaking since the 16th century.

Rich in coal and iron, Willenhall has long been famous for its network of backyard workshops or 'brew houses' where entire families were employed to craft locks.

At its peak in the mid-18th century most households were rooted within the towns lock making heritage.

The industrial revolution established Willenhall as the UK's lock making capital, but the increase in demand saw many family run firms close in place of larger factories. This step change prompted a divide between quality and quantity, with the remaining workshops focusing on premium, hand-crafted locks.

Despite the shift in employment, the time-honoured techniques of lock making were passed down through generations of master craftsmen, and can still be seen at the hands of the region's lock makers today.



“
By 1860 around 90% of locks produced in England came from Willenhall.
”

Now home to some of the biggest names in lock making, Willenhall's community of locksmiths uphold the traditions of their trade – proud of their forefather's achievements and eager to pass on their knowledge to future generations.

The Quality Lock Company has long been at the centre of this industry, selecting the finest craftsmen from the local area to carry forth the tradition of hand-crafting premium quality rim locks, for the most discerning of customers.

Combining all the true hallmarks of British industry, our craftsmen execute the highest standards in manufacturing excellence and use only the very best materials, to produce locks of outstanding quality. The finest locks available within the UK, right from the heart of Willenhall.





Our services

Our locksmiths have skills cultivated through years of experience enabling us to offer a wide range of services including;

Bespoke Products -

We can work from drawings or samples, bringing a vision to reality or re-producing locks from a bygone age.

Keys -

Lost or broken keys can be crafted or repaired in our workshop, with numerous styles possible from Decorative Bow to Old Bridge Ward Keys.

Old Yale 6000 Series -

Original drawings and parts have been archived enabling us to re-produce this otherwise unavailable range.

Refurbishment -

For those locks showing the effects of time and use, we take care to repair any broken parts, clean up existing pieces, and bring old locks back to life.





Somerford

Straight edged locks with
a solid, clinical presence.

Rim Lock

Product code: B104

Sizes available: 5" 125 x 80, 6" 150 x 80,
7" 180 x 110, 8" 205 x 110, 10" 250 x 110

- Hot stamped follower ensuring accurate dimensions
- Solid cast brass case
- Contains solid brass parts
- All parts non-ferrous
- 10 warded differs available
- 2 lever
- Hand crafted to ensure each lock is perfectly precise
- Phosphor bronze spring, guarding against rust
- Supplied with 2 keys, steel for longevity, plated finish
- Supplied left or right handed (right hand pictured)



Finishes available

- | | | |
|--------|------|--------|
| ● PBUL | ● PC | ● SN |
| ● SBUL | ● PN | ● PGUL |
| ● AB | ● SC | ● RBMA |

Thumb Turn Bathroom Latch

Product code: B108

Sizes available: 5" 125 x 80, 6" 150 x 80

- Solid cast brass case
- Contains solid brass parts
- Phosphor bronze spring, guarding against rust
- All castings produced in foundries local to our workshop
- Made using time-honoured techniques
- Supplied left or right handed (right hand pictured)



Finishes available

- | | | |
|--------|------|--------|
| ● PBUL | ● PC | ● SN |
| ● SBUL | ● PN | ● PGUL |
| ● AB | ● SC | ● RBMA |

Rim Latch

Product code: B111

Sizes available: 5" 125 x 80, 6" 150 x 80

- Hot stamped follower ensuring accurate dimensions
- Solid cast brass case
- Contains solid brass parts
- All parts non-ferrous
- Phosphor bronze spring, guarding against rust



Finishes available

- | | | |
|--------|------|--------|
| ● PBUL | ● PC | ● SN |
| ● SBUL | ● PN | ● PGUL |
| ● AB | ● SC | ● RBMA |

Rim Lock with Euro Cylinder and Thumbturn

Product code: B105-ET

Sizes available: 7" 180 x 110

- **Also available with double euro cylinder, product code B105-E**
- Hot stamped follower ensuring accurate dimensions
- Solid cast brass case
- Contains solid brass parts
- All parts non-ferrous
- Supplied with euro profile cylinder and thumbturn
- Also available to pass or master keyed
- Supplied with security staple for added protection
- Phosphor bronze spring, guarding against rust
- Thousands of possible differs
- Supplied left or right handed (right hand pictured)



Finishes available

- | | | | |
|--|---|--|--|
|  PBUL |  AB |  PN |  SN |
|  SBUL |  PC |  SC | |

Upright Rim Lock – Pair

Product code: B120-P

Sizes available: 7" 95 x 175

- **Also available as a B120 handed lock supplied with staple**
- Hot stamped follower ensuring accurate dimensions
- Solid cast brass case
- Contains solid brass parts
- All parts non-ferrous
- 10 warded differs available
- 2 lever
- Phosphor bronze spring, guarding against rust
- Supplied with 2 keys, steel for longevity, plated finish



Finishes available

- | | | |
|--|---|--|
|  PBUL |  PC |  SN |
|  SBUL |  PN |  PGUL |
|  AB |  SC |  RBMA |

Bathroom Latch

Product code: B106

Sizes available: 4" 105 x 75, 5" 130 x 75, 6" 150 x 75, 7" 180 x 110, 8" 205 x 110

- Hot stamped follower ensuring accurate dimensions
- Solid cast brass case
- Contains solid brass parts
- Phosphor bronze spring, guarding against rust
- Easy locking bathroom snib
- All castings produced in foundries local to our workshop
- Supplied left or right handed (right hand pictured)



Finishes available

- | | | |
|--|---|--|
|  PBUL |  PC |  SN |
|  SBUL |  PN |  PGUL |
|  AB |  SC |  RBMA |

Bathroom Latch with Emergency Release

Product code: B106ER

Sizes available: 4" 105 x 75, 5" 130 x 75, 6" 150 x 75, 7" 180 x 110, 8" 205 x 110

- Release enables door to be unlocked from outside if necessary
- 32mm rose
- Use with our Plain Door Knob, product code 4161R



Finishes available

- | | | |
|---|---|---|
| ● PBUL | ● PC | ● SN |
| ● SBUL | ● PN | ● PGUL |
| ● AB | ● SC | ● RBMA |

Beggar Latch

Product code: B130

Sizes available: 75 x 60


- **Also available, B130RB Beggar Latch with Reversed Bolt**
- Solid cast brass case
- Contains solid brass parts
- Ideal for shop counters
- Operated by pushing underside plate
- Supplied left or right handed (right hand pictured)



Finishes available

- | | | | |
|---|---|---|---|
| ● PBUL | ● AB | ● PN | ● SN |
| ● SBUL | ● PC | ● SC | |

For dimensions and technical drawings please visit www.thequalitylock.co.uk



Beckbury

With flanged contours,
finely crafted.



Flanged Rim Lock

Product code: B102

Sizes available: 5" 125 x 100, 6" 150 x 100

- Hot stamped follower ensuring accurate dimensions
- Solid cast brass case
- Contains solid brass parts
- All parts non-ferrous
- 10 warded differs available
- 2 lever
- Phosphor bronze spring, guarding against rust
- Supplied with 2 keys, steel for longevity, plated finish
- Supplied left or right handed (right hand pictured)



Finishes available

- | | | |
|--------|------|--------|
| ● PBUL | ● PC | ● SN |
| ● SBUL | ● PN | ● PGUL |
| ● AB | ● SC | ● RBMA |

Upright Flanged Rim Lock

Product code: B103

Sizes available: 2.5" 65 x 125

- Hot stamped follower ensuring accurate dimensions
- Solid cast brass case
- All parts non-ferrous
- 10 warded differs available
- 2 lever
- Ideal for use with lever furniture
- Supplied with 2 keys, steel for longevity, plated finish
- Perfect for panel doors
- Supplied left or right handed (right hand pictured)



Finishes available

- | | | |
|--------|------|--------|
| ● PBUL | ● PC | ● SN |
| ● SBUL | ● PN | ● PGUL |
| ● AB | ● SC | ● RBMA |

Flanged Bathroom Latch

Product code: B109

Sizes available: 4" 105 x 105, 5" 125 x 100

- Solid cast brass case
- Contains solid brass parts
- Phosphor bronze spring, guarding against rust
- Made using time-honoured techniques
- Supplied left or right handed (right hand pictured)



Finishes available

- | | | |
|--------|------|--------|
| ● PBUL | ● PC | ● SN |
| ● SBUL | ● PN | ● PGUL |
| ● AB | ● SC | ● RBMA |

Flanged Bathroom Latch with Emergency Release

Product code: B109ER

Sizes available: 4" 105 x 105, 5" 125 x 100

- Release enables door to be unlocked from outside if necessary
- 32mm rose
- Use with our Plain Door Knob, product code 4161R



Finishes available

- | | | |
|--|---|--|
|  PBUL |  PC |  SN |
|  SBUL |  PN |  PGUL |
|  AB |  SC |  RBMA |

Flanged Rim Latch

Product code: B112

Sizes available: 5" 130 x 105, 6" 155 x 105

- Hot stamped follower ensuring accurate dimensions
- Solid cast brass case
- Contains solid brass parts
- All parts non-ferrous
- Phosphor bronze spring, guarding against rust
- All castings produced in foundries local to our workshop



Finishes available

- | | | |
|--|---|--|
|  PBUL |  PC |  SN |
|  SBUL |  PN |  PGUL |
|  AB |  SC |  RBMA |

Flanged Rim Lock – Radius Corners

Product code: B102-R

- Available as an option on all Beckbury collection



Finishes available

- | | | |
|--|---|--|
|  PBUL |  PC |  SN |
|  SBUL |  PN |  PGUL |
|  AB |  SC |  RBMA |





Kingswood

With a smooth and tapered edge.

Upright Rim Lock

Product code: B107

Sizes available: 2.5" 65 x 100

- Solid cast brass case
- Contains solid brass parts
- All parts non-ferrous
- 10 warded differs available
- 2 lever
- Ideal for use with lever furniture
- Supplied with 2 keys, steel for longevity, plated finish
- Perfect for panel doors
- Supplied left or right handed (right hand pictured)



Finishes available

- | | | |
|--------|------|--------|
| ● PBUL | ● PC | ● SN |
| ● SBUL | ● PN | ● PGUL |
| ● AB | ● SC | ● RBMA |

Rim Lock

Product code: B566

Sizes available: 6" 150 x 90

- Hot stamped follower ensuring accurate dimensions
- Solid cast brass case
- Contains solid brass parts
- All parts non-ferrous
- 10 warded differs available
- 2 lever
- Phosphor bronze spring, guarding against rust
- Supplied with 2 keys, steel for longevity, plated finish
- All castings produced in foundries local to our workshop
- Hand crafted to ensure each lock is perfectly precise
- Supplied left or right handed (right hand pictured)



Finishes available

- | | | |
|--------|------|--------|
| ● PBUL | ● PC | ● SN |
| ● SBUL | ● PN | ● PGUL |
| ● AB | ● SC | ● RBMA |

Rim Latch

Product code: B567

Sizes available: 8" 200 x 110

- Hot stamped follower ensuring accurate dimensions
- Solid cast brass case
- Contains solid brass parts
- All parts non-ferrous
- Phosphor bronze spring, guarding against rust



Finishes available

- | | | |
|--------|------|--------|
| ● PBUL | ● PC | ● SN |
| ● SBUL | ● PN | ● PGUL |
| ● AB | ● SC | ● RBMA |

Bathroom Latch

Product code: B568

Sizes available: 4" 105 x 80

- Hot stamped follower ensuring accurate dimensions
- Solid cast brass case
- Contains solid brass parts
- Phosphor bronze spring, guarding against rust
- Easy locking bathroom snib
- All castings produced in foundries local to our workshop
- Supplied left or right handed (right hand pictured)



Finishes available

- | | | |
|--|---|--|
|  PBUL |  PC |  SN |
|  SBUL |  PN |  PGUL |
|  AB |  SC |  RBMA |

Bathroom Latch with Emergency Release

Product code: B568ER

Sizes available: 4" 105 x 80

- Release enables door to be unlocked from outside if necessary
- 32mm rose
- Use with our Plain Door Knob, product code 4161R



Finishes available

- | | | |
|--|---|--|
|  PBUL |  PC |  SN |
|  SBUL |  PN |  PGUL |
|  AB |  SC |  RBMA |

For dimensions and technical drawings please visit www.thequalitylock.co.uk





Millbrook

Antique and rippled
in appearance.



Millbrook Flanged Rim Lock

Product code: B521

Sizes available: 5" 125 x 100

- Solid cast brass case
- Contains solid brass parts
- All parts non-ferrous
- 10 warded differs available
- 2 lever
- Supplied left or right handed (right hand pictured)



Finishes available

● PBUL

Millbrook Flanged Rim Latch

Product code: B522

Sizes available: 5" 125 x 100

- Solid cast brass case
- Contains solid brass parts
- All parts non-ferrous



Finishes available

● PBUL

Millbrook Flanged Deadlock

Product code: B523

Sizes available: 5" 125 x 100

- Solid cast brass case
- Contains solid brass parts
- All parts non-ferrous



Finishes available

● PBUL



Draycott

Earthy and raw,
our cast iron.



Flanged Upright Rim Lock

Product code: S103

Sizes available: 3" 75 x 135

- Malleable Cast Iron
- Available in raw finish suitable for painting
- Hot stamped follower ensuring accurate dimensions
- Cast in a foundry local to our workshop
- Supplied left or right handed (right hand pictured)



Finishes available



Flanged Rim Lock

Product code: S501

Sizes available: 6" 150 x 100

- Malleable Cast Iron
- Available in raw finish suitable for painting
- Hot stamped follower ensuring accurate dimensions
- Cast in a foundry local to our workshop
- Supplied left or right handed (right hand pictured)



Finishes available



Flanged Rim Lock

Product code: S521

Sizes available: 5" 125 x 100

- Malleable Cast Iron
- Available in raw finish suitable for painting
- Hot stamped follower ensuring accurate dimensions
- Cast in a foundry local to our workshop
- Supplied left or right handed (right hand pictured)



Finishes available



Flanged Rim Latch

Product code: S522

Sizes available: 5" 125 x 100

- Malleable Cast Iron
- Available in raw finish suitable for painting
- Hot stamped follower ensuring accurate dimensions
- Cast in a foundry local to our workshop



Finishes available



Flanged Deadlock

Product code: S523

Sizes available: 5" 125 x 100

- Malleable Cast Iron
- Available in raw finish suitable for painting
- Hot stamped follower ensuring accurate dimensions
- Cast in a foundry local to our workshop
- Supplied left or right handed (right hand pictured)



Finishes available



For dimensions and technical drawings please visit www.thequalitylock.co.uk





Bygone

Items from the past
brought back to life.

Old Yale 6000 Series Cylinder Mortice Nightlatch

Product code: 6025

- **Also available as:**
 - **Cylinder Mortice Deadlock, product code 6020**
 - **Upright Cylinder Mortice Deadlock, product code 6061**
 - **Cylinder Mortice Nightlatch, product code 6071**
- Made to original drawings
- Reproduced from original parts
- Supplied with strike plate



Old Yale Tandem Nightlatch

Product code: S413

- Supplied in powder coated finish



Mortice Lock

Product code: W864

- **Also available as a mortice latch, product code W865**
- Supplied in powder coated finish
- Complete with forend and strike plate



Further products - Keys

The Armsdale Key

Product code: 103A

- Available in any of our 10 differs
- Lost wax cast for detail
- Available brass or nickel plated



The Blackwell Key

Product code: 103B

- Available in any of our 10 differs
- Lost wax cast for detail
- Available brass or nickel plated



The Woodcroft Key

Product code: 103W

- Available in any of our 10 differs
- Lost wax cast for detail
- Available brass or nickel plated



Standard keys to suit rim locks

Product code: 101

- Available as a master key, code 101M
- Steel for longevity, available brass or nickel plated
- Image is for 5 & 6" also available to suit 7" & 8" locks, product code 102



Extended Keys

Product code: 104

- Made to length required



Miscellany

Staple – Small/Large

Product code: B700/B701

- To suit 5" & 6" / 7" & 8" locks
- Cast in a foundry local to our workshop
- Large shown in image



Finishes available

- | | | |
|------|----|------|
| PBUL | PC | SN |
| SBUL | PN | PGUL |
| AB | SC | RBMA |

Security Staple

Product code: B705

- To suit 7" & 8" Locks
- Extra fixing screws providing additional security



Finishes available

- | | | | |
|------|----|----|----|
| PBUL | AB | PN | SN |
| SBUL | PC | SC | |

Pressed Strike Plate – Small

Product code: B702

- To suit 5" & 6" locks



Finishes available

- | | | | |
|------|----|----|----|
| PBUL | AB | PN | SN |
| SBUL | PC | SC | |

Cast Strike Plate – Large

Product code: B703

- To suit 7" & 8" locks
- Cast in a foundry local to our workshop



Finishes available

- | | | | |
|--|---|--|--|
|  PBUL |  AB |  PN |  SN |
|  SBUL |  PC |  SC | |

Pressed Strike Plate to suit Bathroom Latch

Product code: B704



Finishes available

- | | | | |
|--|---|--|--|
|  PBUL |  AB |  PN |  SN |
|  SBUL |  PC |  SC | |

For dimensions and technical drawings please visit www.thequalitylock.co.uk

Locks and latches

Two Bolt Gate Lock

Product code: G203

Sizes available: 4" X 4" (G201), 5" X 4" (G202), 6" X 5" (G203), 7" X 5" (G204)

- Supplied in powder coated finish
- Steel case, brass internals
- Bolt supplied square allowing handing to be determined on site
- Bolt projection from 1/8" – 1 1/2" as required



Deadlock Gate Lock

Product code: G214

Sizes available: 4" X 4" (G211), 5" X 4" (G212), 6" X 5" (G213), 7" X 5" (G214)

- Supplied in powder coated finish
- Steel case, brass internals
- Bolt supplied square allowing handing to be determined on site
- Bolt projection from 1/8" – 1 1/2" as required



Weighted Mortice Lock

Product code: S420

- Supplied in powder coated finish
- For use with a Suffolk Latch



Hook Bolt Latch

Product code: W860

- Supplied in powder coated finish
- Steel case, brass internals



Furniture

1718R Dutch Drop Furniture

Sizes available: 60mm or 76mm available

- **Also available as a 1718 mortice version**
- Supplied as a rim set for use with rim locks and latches

1754R Oval Door Knob

Sizes available: 60mm rose

- **Also available as a 1754 mortice version**
- Supplied as a rim set for use with rim locks and latches

1756R Ball Door Knob

Sizes available: 60mm rose

- **Also available as a 1756 mortice version**
- Supplied as a rim set for use with rim locks and latches

1757R Cushion Door Knob

Sizes available: 60mm rose

- **Also available as a 1757 mortice version**
- Supplied as a rim set for use with rim locks and latches

4161R Plain Door Knob

Sizes available: 43mm rose

- **Also available as a 4161 mortice version**
- Supplied as a rim set for use with rim locks and latches
- Small rose diameter perfect for use with Emergency Bathroom Latches

6346R Reeded Door Ball Knob

Sizes available: 60mm rose

- **Also available as a 6346 mortice version**
- Supplied as a rim set for use with rim locks and latches

201R Hawkstone Door Knob

Sizes available: 48mm rose

- **Also available as a 201 mortice version**
- Supplied as a rim set for use with rim locks and latches

2820 Shutter Latch

Sizes available: 64 x 48mm

- Used to secure shutters

Finishes available (all products this spread)

- | | | |
|--|--|--|
|  PBUL |  PC |  SN |
|  SBUL |  PN |  PGUL |
|  AB |  SC |  RBMA |

Note: 201R Hawkstone Door Knob and 2820 Shutter Latch are not available in PGUL or RBMA

1718R



4161R



1754R



6346R



1756R



201R



1757R



2820



Escutcheons



220



4560



221



4579



4578



4568

220 Raised Euro Profile Escutcheon

Sizes available: 47mm x 9mm

221 Abbey Escutcheon

Sizes available: 45mm

4578 Open Escutcheon

Sizes available: 54 x 19mm

4560 Marlsborough Escutcheon

Sizes available: 68 x 24mm

4579 Open Escutcheon

Sizes available: 43 x 29mm

4568 Highgrove Escutcheon

Sizes available: 70 x 24mm

Finishes available (all products this page)

- | | | | | |
|--|--|--|--|--|
|  PBUL |  AB |  PN |  SN |  RBMA |
|  SBUL |  PC |  SC |  PGUL | |

Note: 221 Abbey Escutcheon is not available in PGUL or RBMA



Antique Brass



Cast Iron



Polished Brass Unlacquered



Polished Bronze Unlacquered



Polished Nickel



Polished Chrome




Real Bronze



Satin Brass Unlacquered



Satin Chrome



Satin Nickel

Contact Us

The Quality Lock Company,
Lower Lichfield Street, Willenhall,
England W13 1QQ

T. 01902 602 942

F. 01902 606 933

E. sales@thequalitylock.co.uk

www.thequalitylock.co.uk

