



Cremone Bolt Overview



How to Order a Complete Cremone Bolt Set



0801 type



0850 type

1 Select Cremone Bolt type (e.g. 0810)



L74 lever design

K01 knob design



Thumb Turn option


Locking option

2 Select Knob/Lever

2a Choose options (if required)



3 Order Rods




4 Choose Exterior Handle (if required)

0810 Cremone Bolt

Fitted with a unique non-handed rack & pinion gearbox mechanism which provides a 90 degree movement and a 13mm throw, this Cremone Bolt is available with a full selection of operating levers and knobs.


Two lockable versions are available; one featuring a non-removable Locking Cap and separate key, and the other an Oval Turn version for emergency release (patio function).



▲ 0810 with L11 lever



▲ 0810 with L31 lever



▲ 0810EXT with L11 lever

▲ TK Turn Locking LK Key Locking (key supplied)

Fixings

0810 Cremone set supplied with 4 x Rod Guides, frame fixings (1 x USP, 2 x Staple, 2 x FSP, 2 x ASP) and finish matched wood screws.

0810EXT is supplied with a 7mm spindle (80mm max. door thickness) and finish matched wood screws.

How to Order

0810 CREMONE

(excluding Rods, see below)

- 1) choose LOCKING OPTION (LK or TK) if required (e.g. 0810LK)
- 2) add FINISH (e.g. 0810PB or 0810LK/PB)
- 3) add LEVER/KNOB (e.g. 0810PB/L24R or 0810LK/PB/L24R).

0810EXT EXTERIOR PLATE

- 1) add FINISH (e.g. 0810EXT/PB)
- 2) add LEVER/KNOB (e.g. 0810EXT/PB/L24L).

Fixed Dead Exterior Plates - see page DB3:200.

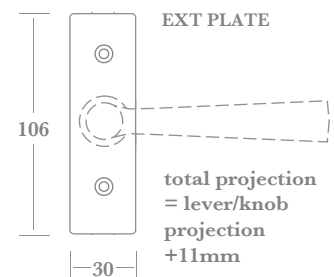
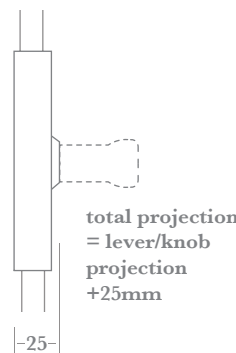
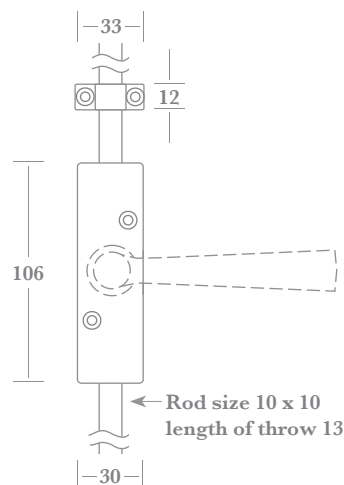
An adaption spindle is required if you wish to use a SELECT Lever or Knob on Plate/Rosette as your exterior option - see page DB3:200.

RODS - supplied separately
See page DB3:190 for ordering information.

Finishes - See our price list or website for finish availability.

▲ 0810 with K10 knob

LEVER & KNOB OPTIONS - see pages DB3:120-160




For rod guide & frame fixings dimensions and individual coding see pages DB4:020 & 030

0822 Cremone Bolt

Fitted with a unique non-handed rack & pinion gearbox mechanism which provides a 90 degree movement and a 13mm throw, this Cremone Bolt is available with a full selection of operating levers and knobs.

Two lockable versions are available; one featuring a non-removable Locking Cap and separate key, and the other an Oval Turn version for emergency release (patio function).




▲ 0822 with K21 knob



▲ 0822 with L20R lever



▲ 0822EXT with L22 lever



▲ TK Turn Locking LK Key Locking (key supplied)

Fixings

0822 Cremone set supplied with 4 x Rod Guides, frame fixings (1 x USP, 2 x Staple, 2 x FSP, 2 x ASP) and finish matched wood screws.

0822EXT is supplied with a 7mm spindle (80mm max. door thickness) and finish matched wood screws.

How to Order

0822 CREMONE

(excluding Rods, see below)

- 1) choose LOCKING OPTION (LK or TK) if required (e.g. 0822LK)
- 2) add FINISH (e.g. 0822PB or 0822LK/PB)
- 3) add LEVER/KNOB (e.g. 0822PB/L24R or 0822LK/PB/L24R).

0822EXT EXTERIOR PLATE

- 1) add FINISH (e.g. 0822EXT/PB)
- 2) add LEVER/KNOB (e.g. 0822EXT/PB/L24L).

Fixed Dead Exterior Plates - see page DB3:200.

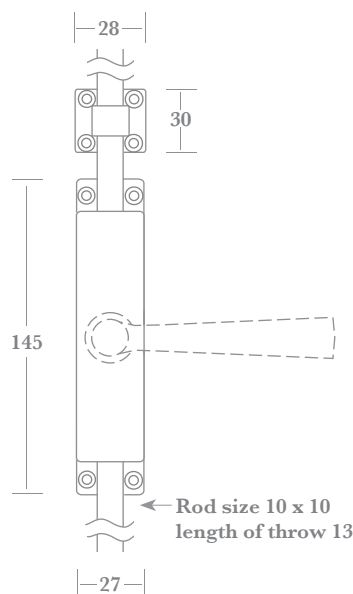
An adaption spindle is required if you wish to use a SELECT Lever or Knob on Plate/Rosette as your exterior option - see page DB3:200.

RODS - supplied separately

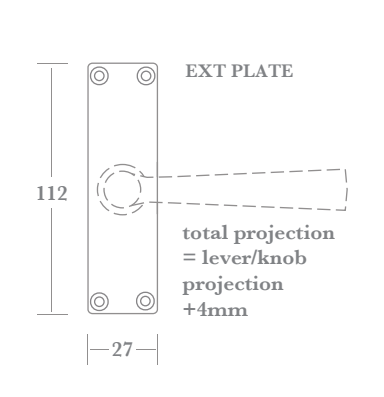
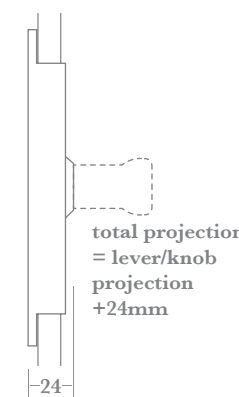
See page DB3:190 for ordering information.

Finishes - See our price list or website for finish availability.

▲ 0822 with L22 lever



LEVER & KNOB OPTIONS - see pages DB3:120-160



For rod guide & frame fixings dimensions and individual coding see pages DB4:020 & 030

0801 Cremone Bolt

Fitted with a unique non-handed rack & pinion gearbox mechanism which provides a 90 degree movement and a 13mm throw, this Cremone Bolt is available with a full selection of operating levers and knobs.

Two lockable versions are available; one featuring a non-removable Locking Cap and separate key, and the other an Oval Turn version for emergency release (patio function).



▲ 0801 with L03 lever



▲ 0801 with L70 lever



▲ 0801EXT with L03 lever



▲ TK Turn Locking LK Key Locking (key supplied)

Fixings

0801 Cremone set supplied with 2 x Rod Centre Guides, frame fixings (2 x FSP, 2 x ASP, 1 x USP, 4 x End Guide) and finish matched wood screws.

0801EXT is supplied with a 7mm spindle (80mm max. door thickness) and finish matched wood screws.

How to Order

0801 CREMONE

(excluding Rods, see below)

- 1) choose LOCKING OPTION (LK or TK) if required (e.g. 0801LK)
- 2) add FINISH (e.g. 0801PB or 0801LK/PB)
- 3) add LEVER/KNOB (e.g. 0801PB/L24R or 0801LK/PB/L24R).

0801EXT EXTERIOR PLATE

- 1) add FINISH (e.g. 0801EXT/PB)
- 2) add LEVER/KNOB (e.g. 0801EXT/PB/L24L).

Fixed Dead Exterior Plates - see page DB3:200.

An adaption spindle is required if you wish to use a SELECT Lever or Knob on Plate/Rosette as your exterior option - see page DB3:200.

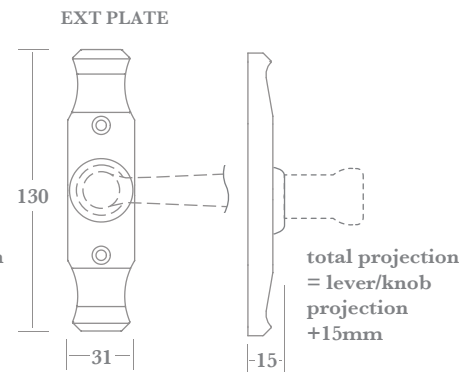
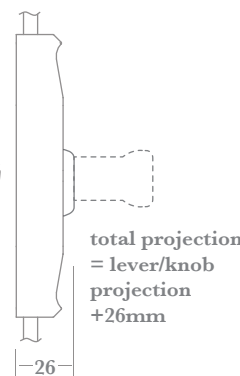
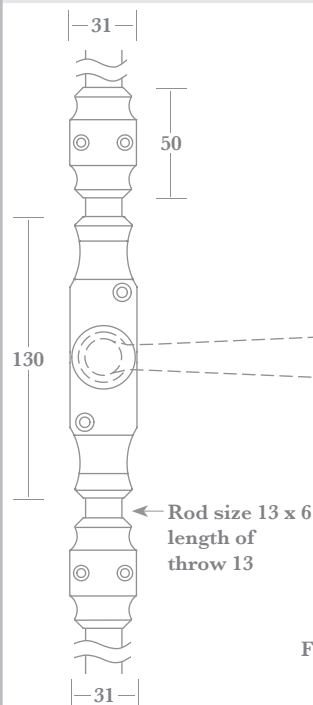
RODS - supplied separately

See page DB3:190 for ordering information.

Finishes - See our price list or website for finish availability.

▲ 0801 with K01 knob

LEVER & KNOB OPTIONS -
see pages DB3:120-160




For rod guide & frame fixings dimensions and individual coding see pages DB4:020 & 030

0807 Cremone Bolt

Fitted with a unique non-handed rack & pinion gearbox mechanism which provides a 90 degree movement and a 13mm throw, this Cremone Bolt is available with a full selection of operating levers and knobs.

Two lockable versions are available; one featuring a non-removable Locking Cap and separate key, and the other an Oval Turn version for emergency release (patio function).




▲ 0807 with K21 knob



▲ 0807 with L16R lever



▲ 0807EXT with L07 lever



▲ TK Turn Locking LK Key Locking (key supplied)

Fixings

0807 Cremone set supplied with 4 x Rod Guides, frame fixings (1 x USP, 2 x Staple, 2 x FSP, 2 x ASP) and finish matched wood screws.

0807EXT is supplied with a 7mm spindle (80mm max. door thickness) and finish matched wood screws.

How to Order

0807 CREMONE

(excluding Rods, see below)

- 1) choose LOCKING OPTION (LK or TK) if required (e.g. 0807LK)
- 2) add FINISH (e.g. 0807PB or 0807LK/PB)
- 3) add LEVER/KNOB (e.g. 0807PB/L24R or 0807LK/PB/L24R).

0807EXT EXTERIOR PLATE

- 1) add FINISH (e.g. 0807EXT/PB)
- 2) add LEVER/KNOB (e.g. 0807EXT/PB/L24L).

Fixed Dead Exterior Plates - see page DB3:200.

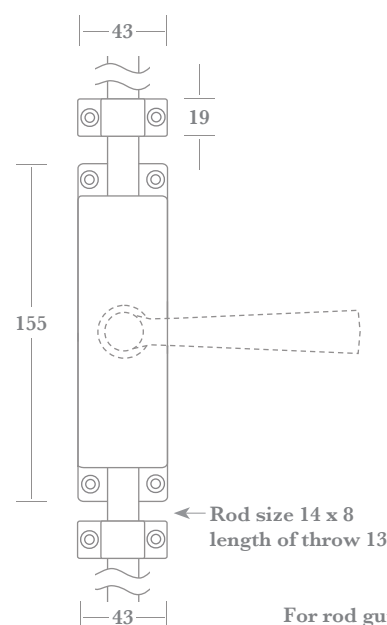
An adaption spindle is required if you wish to use a SELECT Lever or Knob on Plate/Rosette as your exterior option - see page DB3:200.

RODS - supplied separately

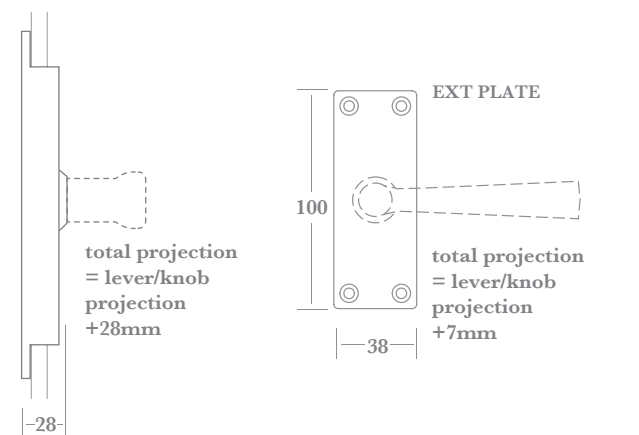
See page DB3:190 for ordering information.

Finishes - See our price list or website for finish availability.

▲ 0807 with L07 lever



LEVER & KNOB OPTIONS - see pages DB3:120-160



For rod guide & frame fixings dimensions and individual coding see pages DB4:020 & 030

0836 Cremone Bolt - 5 Lever Locking

Available with a full selection of operating levers and knobs, and fitted with a unique operating mechanism incorporating traditional 5 lever bit key locking, this Cremone Bolt offers a 90 degree movement and a 19mm throw.

Suites of Cremone Bolts can be provided either keyed alike or to differ as required. Master keying is not available.



Fixings

0836 Cremone set supplied with 4 x Rod Guides, frame fixings (1 x USP, 2 x Staple, 2 x FSP, 2 x ASP), finish matched wood screws.

0836EXT is supplied with a 8mm spindle (64mm max. door thickness) and finish matched wood screws.

How to Order

0836 CREMONE

(excluding Rods, see below)

- 1) add HANDING (e.g. 0836RH)
- 2) add FINISH (e.g. 0836RH/PB)
- 3) add LEVER/KNOB (e.g. 0836RH/PB/L24R).

EXTERIOR PLATE

0836EXT - WITH KEYHOLE*

0846EXT - NO KEYHOLE

- 1) select PLATE (eg. **0836EXT**)
- 2) 0836 only - add HANDING (e.g. 0836EXT/LH)
- 3) add FINISH (e.g. 0836EXT/LH/PB)
- 4) add LEVER/KNOB (e.g. 0836EXT/LH/PB/L24L or 0846EXT/PB/L24L).

*For doors 51mm to 85mm thick order 0836KEY/LONG as an additional item.

Fixed Dead Exterior Plates - see page DB3:200.

RODS

supplied separately
See page DB3:190 for ordering information.

Finishes - See our price list or website for finish availability.



▲ 0836RH with L07 lever



LEVER & KNOB OPTIONS - see pages DB3:120-160

▲ 0836RH with K21 knob



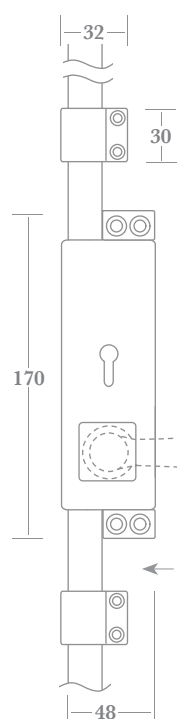
▲ 0836LH with L33 lever



▲ 0836EXT/LH with L07 lever



▲ 0846EXT with L07 lever



← Rod size 14 x 8 length of throw 19



0836KEY/LONG

KEY/DOOR THICKNESS INFORMATION
when using an exterior plate (0836EXT) the Standard Keys are only suitable for doors up to 50mm thick. For doors 51-85mm thick longer keys will be required - order additional keys (sold singularly).



total projection = lever/knob projection +30mm

EXT PLATE

total projection = lever/knob projection +7mm

For rod guide & frame fixings dimensions and individual coding see pages DB4:020 & 030

0846 Cremona Bolt

Designed primarily to work alongside the 0836 Locking Cremona Bolt in a double door situation, this non-locking version provides a 90 degree movement, the same 19mm throw.

This Cremona Bolt is also available fitted with a full selection of operating levers and knobs.



Fixings

0846 Cremona set supplied with 4 x Rod Guides, frame fixings (1 x USP, 2 x Staple, 2 x FSP, 2 x ASP) and finish matched wood screws.

0846EXT is supplied with a 8mm spindle (64mm max. door thickness) and finish matched wood screws.

How to Order

0846 CREMONE

(excluding Rods, see below)

- 1) add HANDING (e.g. 0846RH)
- 2) add FINISH (e.g. 0846RH/PB)
- 3) add LEVER/KNOB (e.g. 0846RH/PB/L24R).

0846EXT EXTERIOR PLATE

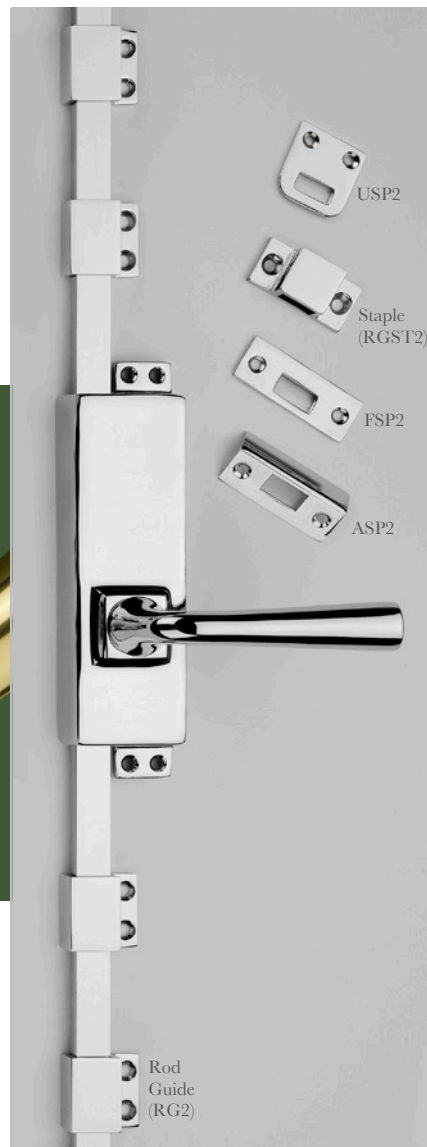
- 1) add FINISH (e.g. 0846EXT/PB)
- 2) add LEVER/KNOB (e.g. 0846EXT/PB/L24L).

Fixed Dead Exterior Plates - see page DB3:200.

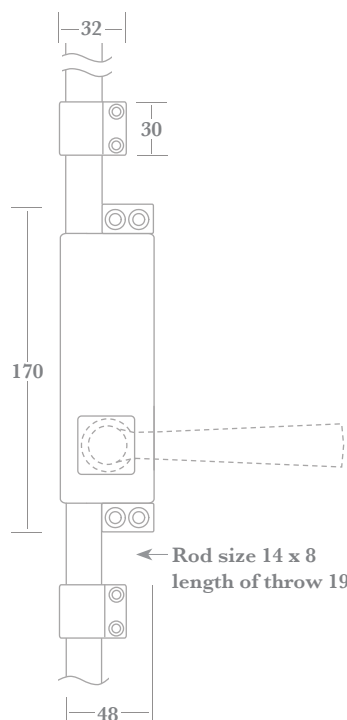
RODS - supplied separately

See page DB3:190 for ordering information.

Finishes - See our price list or website for finish availability.



▲ 0846RH with L07 lever



▲ 0846RH with K21 knob



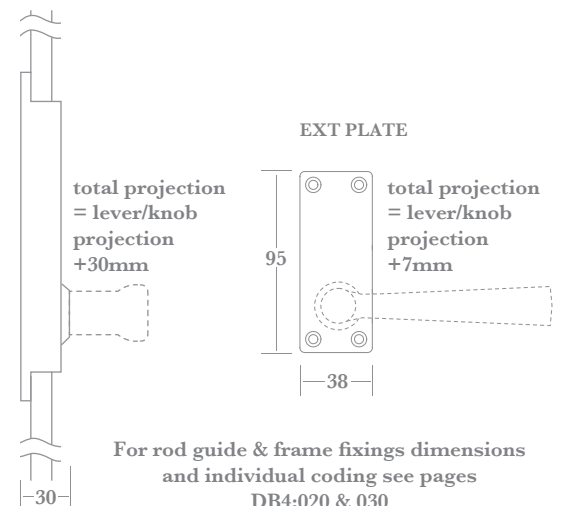
▲ 0846LH with L33 lever



▲ 0846EXT with L07 lever

LEVER & KNOB OPTIONS

see pages DB3:120-160




0850 Cremone Bolt - Cylinder & Turn Locking

Fitted with a unique non-handed rack & pinion gearbox mechanism which provides a 90 degree movement and a 13mm throw, available with a full selection of operating levers and knobs, and a large selection of thumb turns.

The Thumb Turn mechanism is designed to operate either alone in 'patio function' or in conjunction with a USA spec rim cylinder (not provided).




▲ 0850 with L07 lever and T51 thumb turn



▲ 0850 with K57 knob and T52 thumb turn



Designed for USA Rim Cylinder only



▲ 0850EXT with K21 knob USA Rim Cylinder only

▲ 0851EXT with K21 knob

Fixings

0850 Cremone set supplied with 4 x Rod Guides, frame fixings (2 x Staple, 2 x ASP, 2 x FSP, 1 x USP) and finish matched wood screws.

0850EXT/0851EXT is supplied with a 7mm spindle (64mm max. door thickness) and finish matched wood screws.

How to Order

0850 CREMONE

(excluding Rods, see below)

- 1) add FINISH (e.g. 0850PB)
- 2) add LEVER/KNOB (e.g. 0850PB/L24R)
- 3) add TURN (e.g. 0850PB/L24R/T52).

EXTERIOR PLATE

0850EXT - FOR CYLINDER - USA ONLY.

0851EXT - NO CYLINDER

- 1) select PLATE (eg. **0850EXT**)
- 2) add FINISH (e.g. 0850EXT/PB)
- 3) add LEVER/KNOB (e.g. 0850EXT/PB/L24L).

Fixed Dead Exterior Plates - see page DB3:200.

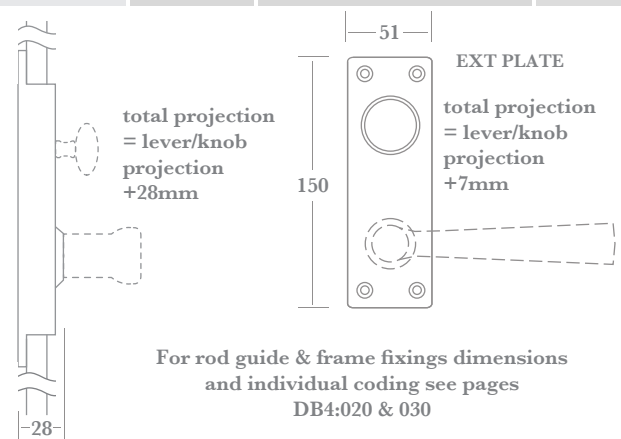
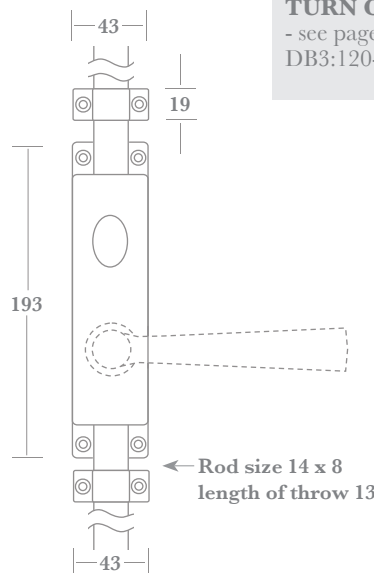
RODS - supplied separately

See page DB3:190 for ordering information.

Finishes - See our price list or website for finish availability.

▲ 0850 with K21 knob and T51 thumb turn

KNOB, LEVER & TURN OPTIONS
- see pages DB3:120-180



0851 Cremona Bolt

Designed primarily to work alongside the 0850 Locking Cremona Bolt in a double door situation, this non-locking version provides a 90 degree movement, the same 13mm throw, and is also available fitted with a full selection of operating levers and knobs.

Two lockable versions are available; one featuring a non-removable Locking Cap and separate key, and the other an Oval Turn version for emergency release (patio function).



▲ 0851 with L10R lever



▲ 0851 with K57 knob



▲ 0851EXT with K21 knob



▲ TK Turn Locking LK Key Locking (key supplied)

Fixings

0851 Cremona set supplied with 4 x Rod Guides, frame fixings (2 x Staple, 2 x ASP, 2 x FSP, 1 x USP) and finish matched wood screws.

0851EXT is supplied with a 7mm spindle (64mm max. door thickness) and finish matched wood screws.

How to Order

0851 CREMONA

(excluding Rods, see below)

- 1) choose LOCKING OPTION (LK or TK) if required (e.g. 0851LK)
- 2) add FINISH (e.g. 0851PB or 0851LK/PB)
- 3) add LEVER/KNOB (e.g. 0851PB/L24R or 0851LK/PB/L24R).

0851EXT EXTERIOR PLATE

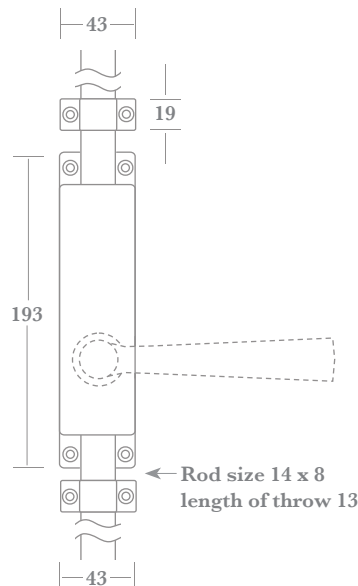
- 1) add FINISH (e.g. 0851EXT/PB)
- 2) add LEVER/KNOB (e.g. 0851EXT/PB/L24L).

Fixed Dead Exterior Plates - see page DB3:200.

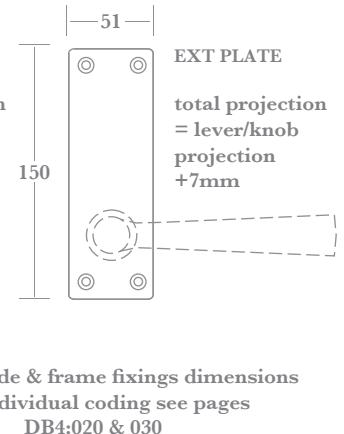
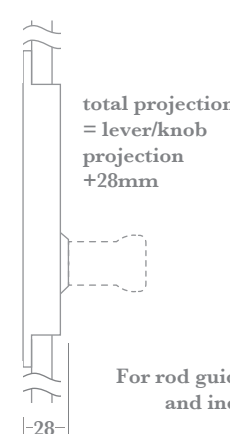

RODS - supplied separately
See page DB3:190 for ordering information.

Finishes - See our price list or website for finish availability.

▲ 0851 with L07 lever



LEVER & KNOB OPTIONS - see pages DB3:120-160



For rod guide & frame fixings dimensions and individual coding see pages DB4:020 & 030


0870 Cremone Bolt - Cylinder & Turn Locking

Fitted with a unique non-handed rack & pinion gearbox mechanism which provides a 90 degree movement and a 13mm throw, available with a full selection of operating levers and knobs, and a large selection of thumb turns.

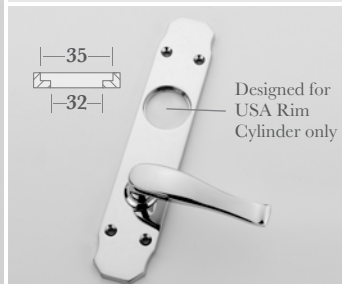
The Thumb Turn mechanism is designed to operate either alone in 'patio function' or in conjunction with a USA spec rim cylinder (not provided).



▲ 0870 with K16 knob and T51 thumb turn



▲ 0870 with L75 lever and T51 thumb turn



▲ 0870EXT with L03 lever USA Rim Cylinder only



▲ 0871EXT with L03 lever

Fixings

0870 Cremone set supplied with 2 x Rod Centre Guides, frame fixings (2 x FSP, 2 x ASP, 1 x USP, 4 x End Guides) and finish matched wood screws.

0870EXT/0871EXT is supplied with a 7mm spindle (64mm max. door thickness) and finish matched wood screws.

How to Order

0870 CREMONE

(excluding Rods, see below)

- 1) add FINISH (e.g. 0870PB)
- 2) add LEVER/KNOB (e.g. 0870PB/L24R)
- 3) add TURN (e.g. 0870PB/L24R/T52).

EXTERIOR PLATE

0870EXT - FOR CYLINDER - USA ONLY.

0871EXT - NO CYLINDER

- 1) select PLATE (eg. **0870EXT**)
- 2) add FINISH (e.g. 0870EXT/PB)
- 3) add LEVER/KNOB (e.g. 0870EXT/PB/L24L).

Fixed Dead Exterior Plates - see page DB3:200.

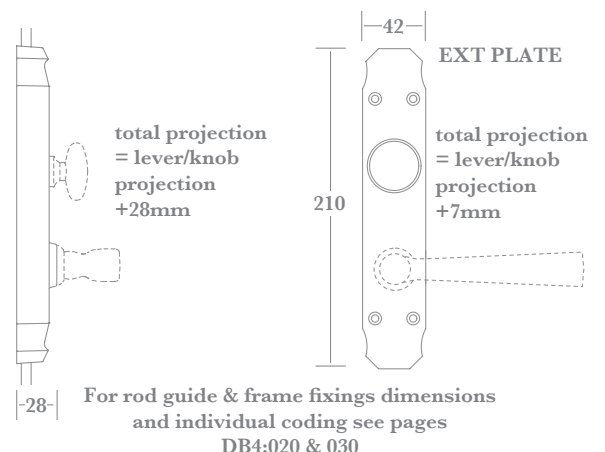
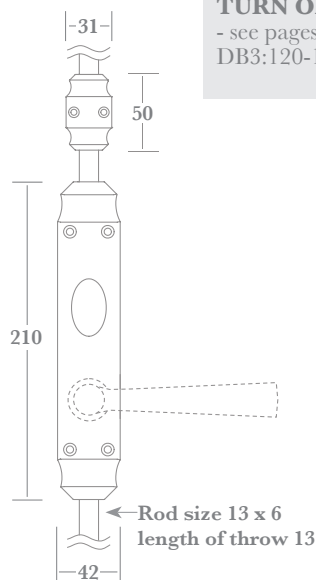
RODS - supplied separately

See page DB3:190 for ordering information.

Finishes - See our price list or website for finish availability.

▲ 0870 with L03 lever and T51 thumb turn

KNOB, LEVER & TURN OPTIONS
- see pages DB3:120-180



For rod guide & frame fixings dimensions and individual coding see pages DB4:020 & 030

0871 Cremone Bolt

Designed primarily to work alongside the 0870 Locking Cremone Bolt in a double door situation, this non-locking version provides a 90 degree movement, the same 13mm throw, and is also available fitted with a full selection of operating levers and knobs.

Two lockable versions are available; one featuring a non-removable Locking Cap and separate key, and the other an Oval Turn version for emergency release (patio function).




▲ 0871 with L24R lever



▲ 0871 with K74 knob



▲ 0871EXT with L03 lever



▲ TK Turn Locking LK Key Locking (key supplied)

Fixings

0871 Cremone set supplied with 2 x Rod Centre Guides, frame fixings (2 x FSP, 2 x ASP, 1 x USP, 4 x End Guides) and finish matched wood screws.

0871EXT is supplied with a 7mm spindle (64mm max. door thickness) and finish matched wood screws.

How to Order

0871 CREMONE

(excluding Rods, see below)

- 1) choose LOCKING OPTION (LK or TK) if required (e.g. 0871LK)
- 2) add FINISH (e.g. 0871PB or 0871LK/PB)
- 3) add LEVER/KNOB (e.g. 0871PB/L24R or 0871LK/PB/L24R).

0871EXT EXTERIOR PLATE

- 1) add FINISH (e.g. 0871EXT/PB)
- 2) add LEVER/KNOB (e.g. 0871EXT/PB/L24L).

Fixed Dead Exterior Plates - see page DB3:200.

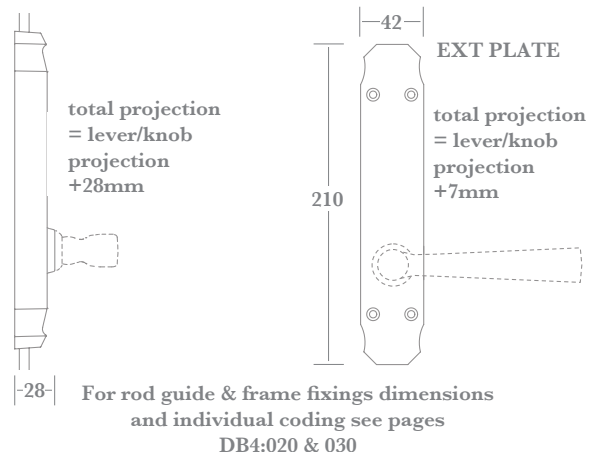
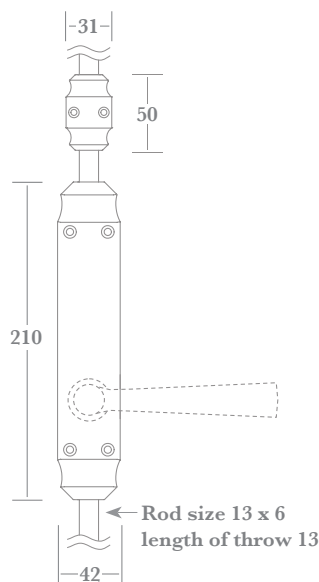

RODS - supplied separately

See page DB3:190 for ordering information.

Finishes - See our price list or website for finish availability.

▲ 0871 with L03 lever


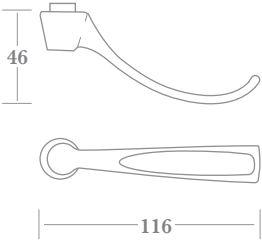

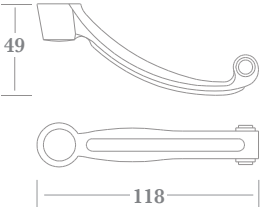

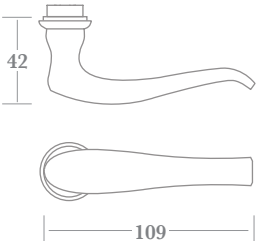

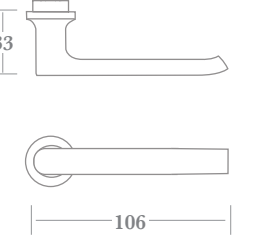

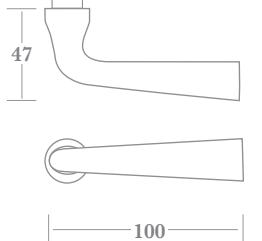

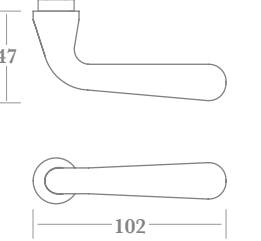
LEVER & KNOB OPTIONS -
see pages DB3:120-160




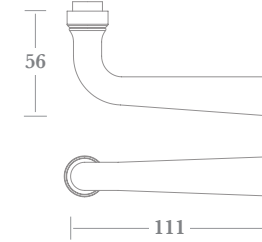

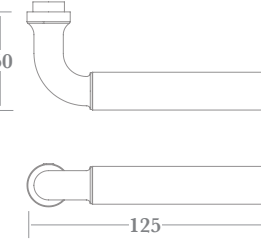

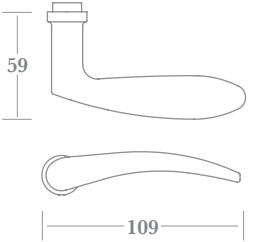

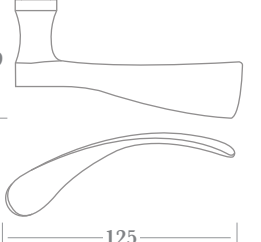
For rod guide & frame fixings dimensions and individual coding see pages DB4:020 & 030

Lever Options

Lever designs specifically for use on Cremones only

			
<p>▲ L22</p>		<p>▲ L80</p>	
			
<p>▲ L03</p>		<p>▲ L11</p>	
			
<p>▲ L07</p>		<p>▲ L08</p>	


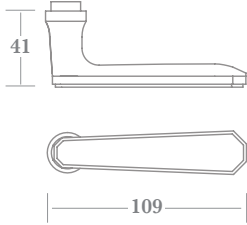

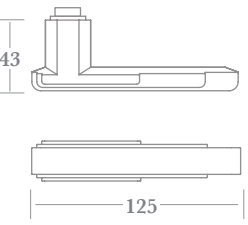

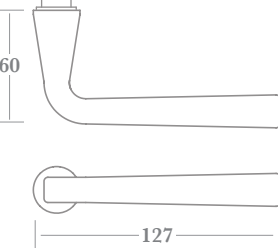

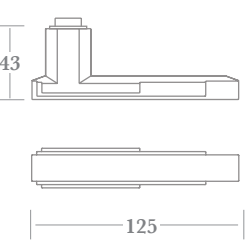

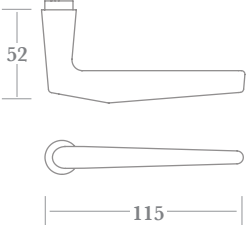

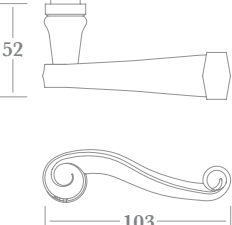

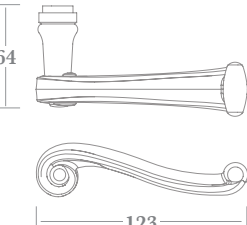

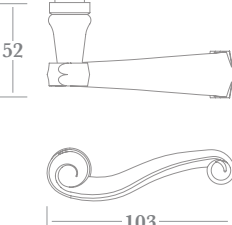

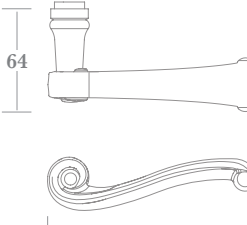

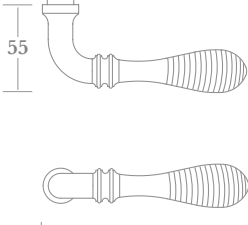
Door Lever designs available for use on Cremones

			
<p>▲ L06</p>		<p>▲ L73</p>	
			
<p>▲ L10 (handed lever - please specify L10L or L10R)</p>		<p>▲ L14 (handed lever - please specify L14L or L14R)</p>	

Finishes - See our price list or website for finish availability.

Lever Options


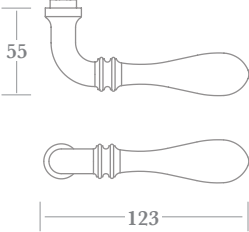

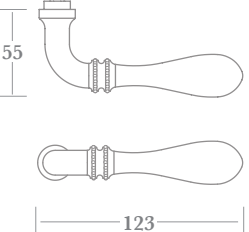

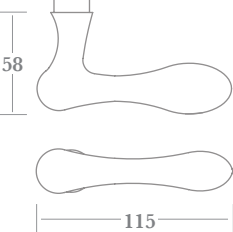

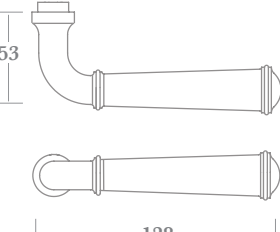

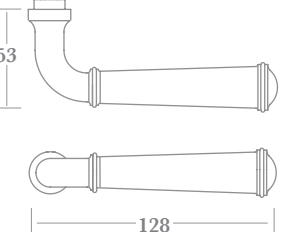

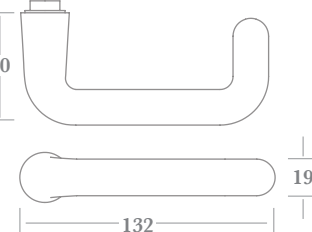

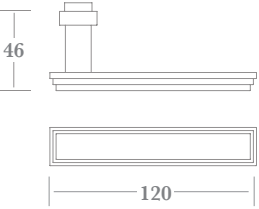

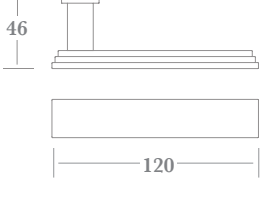

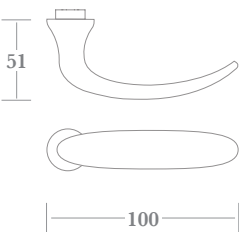

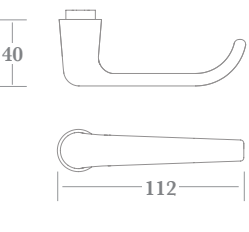
Door Lever designs available for use on Cremones

			
<p>▲ L31</p>		<p>▲ L32</p>	
			
<p>▲ L33</p>		<p>▲ L34</p>	
			
<p>▲ L40</p>		<p>▲ L61 (handed lever - please specify L61L or L61R)</p>	
			
<p>▲ L62 (handed lever - please specify L62L or L62R)</p>		<p>▲ L66 (handed lever - please specify L66L or L66R)</p>	
			
<p>▲ L67 (handed lever - please specify L67L or L67R)</p>		<p>▲ L69</p>	

Finishes - See our price list or website for finish availability.

Lever Options

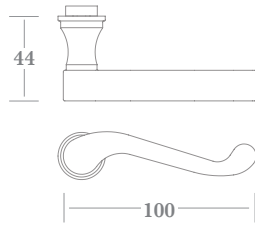
Door Lever designs available for use on Cremones

	 <p>55 123</p>		 <p>55 123</p>
<p>▲ L70</p>		<p>▲ L71</p>	
	 <p>58 115</p>		 <p>53 128</p>
<p>▲ L72</p>		<p>▲ L74</p>	
	 <p>53 128</p>		 <p>60 132 19</p>
<p>▲ L75</p>		<p>▲ L76</p>	
	 <p>46 120</p>		 <p>46 120</p>
<p>▲ L28</p>		<p>▲ L29</p>	
	 <p>51 100</p>		 <p>40 112</p>
<p>▲ L81</p>		<p>▲ L82</p>	

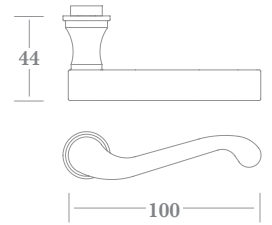
Finishes - See our price list or website for finish availability.

Lever Options

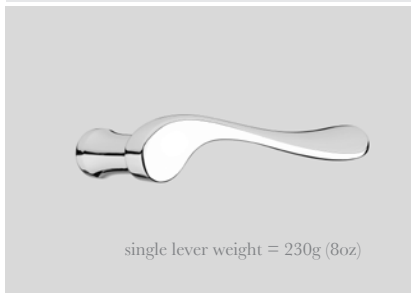
Door Lever designs available for use on Cremones



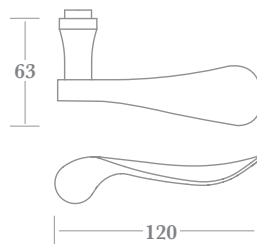
▲ **L87** (handed lever - please specify L87L or L87R)



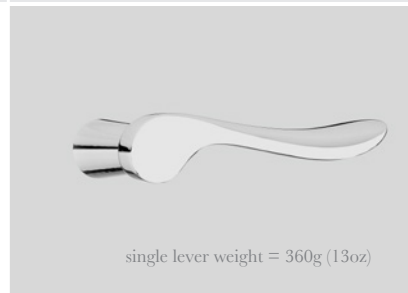
▲ **L88** (handed lever - please specify L88L or L88R)



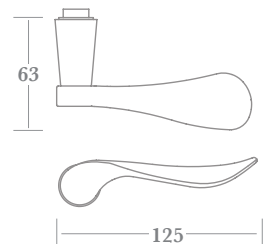
single lever weight = 230g (8oz)



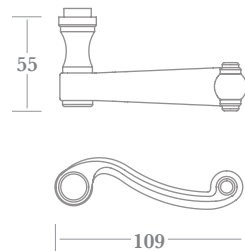

▲ **L16** (handed lever - please specify L16L or L16R)



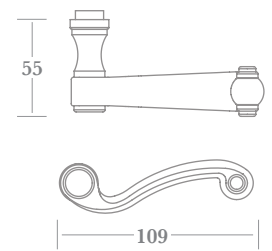
single lever weight = 360g (13oz)



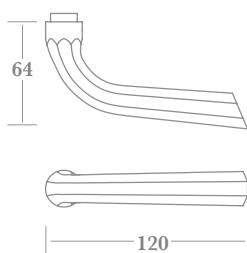

▲ **L17** (handed lever - please specify L17L or L17R)



▲ **L20** (handed lever - please specify L20L or L20R)



▲ **L24** (handed lever - please specify L24L or L24R)

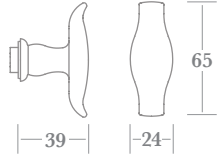


▲ **L78**

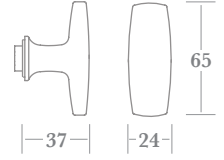
Finishes - See our price list or website for finish availability.

Knob & Ring Handle Options

Knobs designed specifically for use on Cremones only

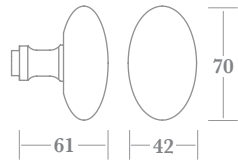


▲ K01



▲ K10

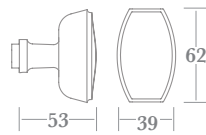
Door Knob & Ring Handle designs available for use on Cremones



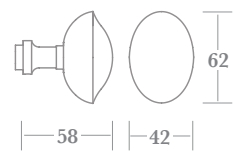
▲ K16 large oval



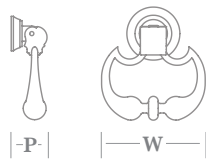

▲ K21 small oval



▲ K31

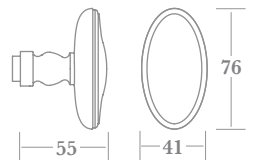


▲ K57

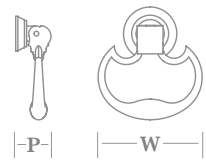


R41	W (width)	P (projection)
A	63	24
B	75	27

▲ R41



▲ K74


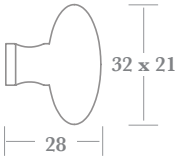

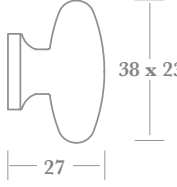

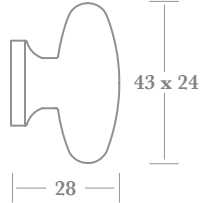

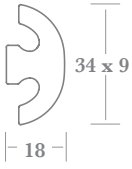

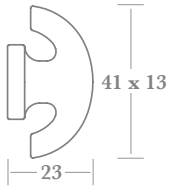

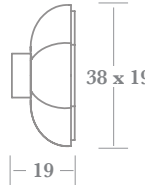

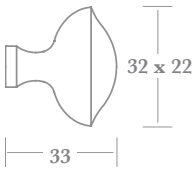

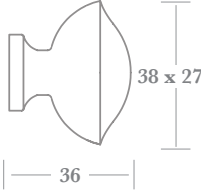

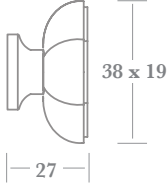

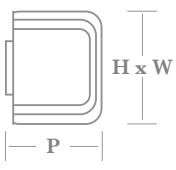

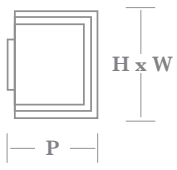

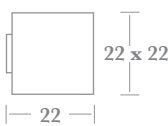

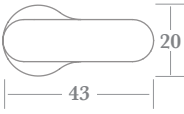

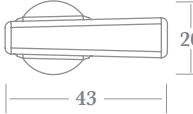

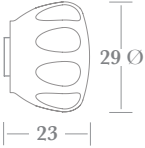

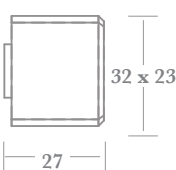

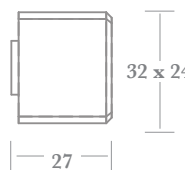

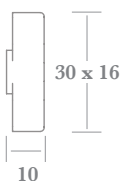


R40	W (width)	P (projection)
A	63	24
B	75	27


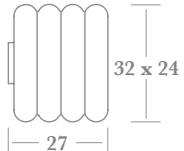

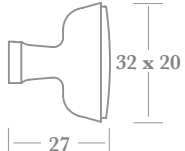

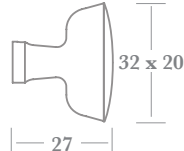

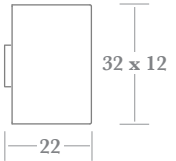

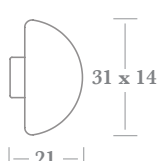

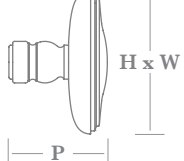

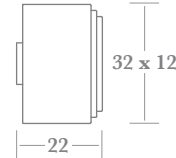

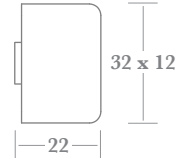

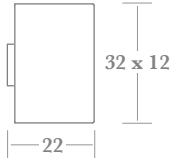

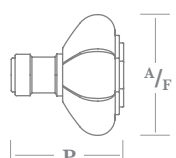

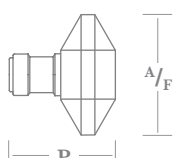
▲ R40

Finishes - See our price list or website for finish availability.

Thumb Turn Options - Cremone Bolts

	 <p>32 x 21 28</p>		 <p>38 x 23 27</p>		 <p>43 x 24 28</p>
<p>▲ T51</p>		<p>▲ T61</p>		<p>▲ T65</p>	
	 <p>34 x 9 18</p>		 <p>41 x 13 23</p>		 <p>38 x 19 19</p>
<p>▲ T53</p>		<p>▲ T66</p>		<p>▲ T54</p>	
	 <p>32 x 22 33</p>		 <p>38 x 27 36</p>		 <p>38 x 19 27</p>
<p>▲ T52</p>		<p>▲ T62</p>		<p>▲ T68</p>	
	 <p>H x W P</p>		 <p>H x W P</p>		 <p>22 x 22 22</p>
<p>▲ T55 30(H) x 17(W) x 27(P) T72 25(H) x 13(W) x 21(P)</p>		<p>▲ T56 30(H) x 17(W) x 27(P) T73 25(H) x 13(W) x 21(P)</p>		<p>▲ T63</p>	
	 <p>20 43 projection 18</p>		 <p>20 43 projection 18</p>		 <p>29 O 23</p>
<p>▲ T57</p>		<p>▲ T58</p>		<p>▲ T69</p>	
	 <p>32 x 23 27</p>		 <p>32 x 24 27</p>		 <p>30 x 16 10</p>
<p>▲ T59</p>		<p>▲ T60</p>		<p>▲ T75</p>	


Thumb Turn Options - Cremone Bolts

 <p>computer generated image</p>	 <p>32 x 24 27</p>		 <p>32 x 20 27</p>		 <p>32 x 20 27</p>
<p>▲ T76</p>		<p>▲ T74</p>		<p>▲ T77</p>	
	 <p>32 x 12 22</p>		 <p>31 x 14 21</p>		 <p>H x W P</p>
<p>▲ T89</p>		<p>▲ T67</p>		<p>▲ T79 38(H) x 21(W) x 26(P) T78 30(H) x 17(W) x 24(P)</p>	
	 <p>32 x 12 22</p>		 <p>32 x 12 22</p>		 <p>32 x 12 22</p>
<p>▲ T86</p>		<p>▲ T87</p>		<p>▲ T88</p>	
	 <p>A/F P</p>		 <p>A/F P</p>		
<p>▲ T82 32(A/F) x 30(P) T81 25(A/F) x 25(P)</p>		<p>▲ T84 32(A/F) x 28(P) T83 25(A/F) x 23(P)</p>			

Cremone Rods - How to Order

Cremone Rods are offered either straight or cranked design and made to length to suit the opening size and the desired position of the operating handle.

The Rods are supplied as standard with fully chamfered ends to aid engagement with strikes and staples.



NB. Due to length restrictions of certain finishes long Top Rods are occasionally supplied jointed - and supplied with an extra Guide to conceal the joint (see overleaf).

How to Order

STRAIGHT ROD SET (to suit opening size)

- 1) select CREMONE (e.g. **0871**)
- 2) add RS (e.g. **0871RS**)
- 3) add FINISH (e.g. **0871RS/PC**)
- 4) add OPENING SIZE (e.g. **0871RS/PC2500**)
- 5) choose HANDLE HEIGHT if desired (* see bottom of page) (e.g. **0871RS/PC2500/1100**).


CRANKED ROD SET (to suit opening size)

- 1) select CREMONE (e.g. **0871**)
- 2) add CK (e.g. **0871CK**)
- 3) add FINISH (e.g. **0871CK/PC**)
- 4) add OPENING SIZE (e.g. **0871CK/PC2500**)
- 5) choose HANDLE HEIGHT if desired (* see bottom of page) (e.g. **0871CK/PC2500/1100**).

SINGLE RODS ONLY (actual rod length)

- 1) select CREMONE (e.g. **0807**)
- 2) add ROD (e.g. **0807ROD**)
- 3) add FINISH (e.g. **0807ROD/PC**)
- 4) add ROD LENGTH (e.g. **0807ROD/PC1300**)

For single CRANKED ROD add CK (e.g. **0807ROD/PC1300CK**)



Optional Cranked Rod End Design



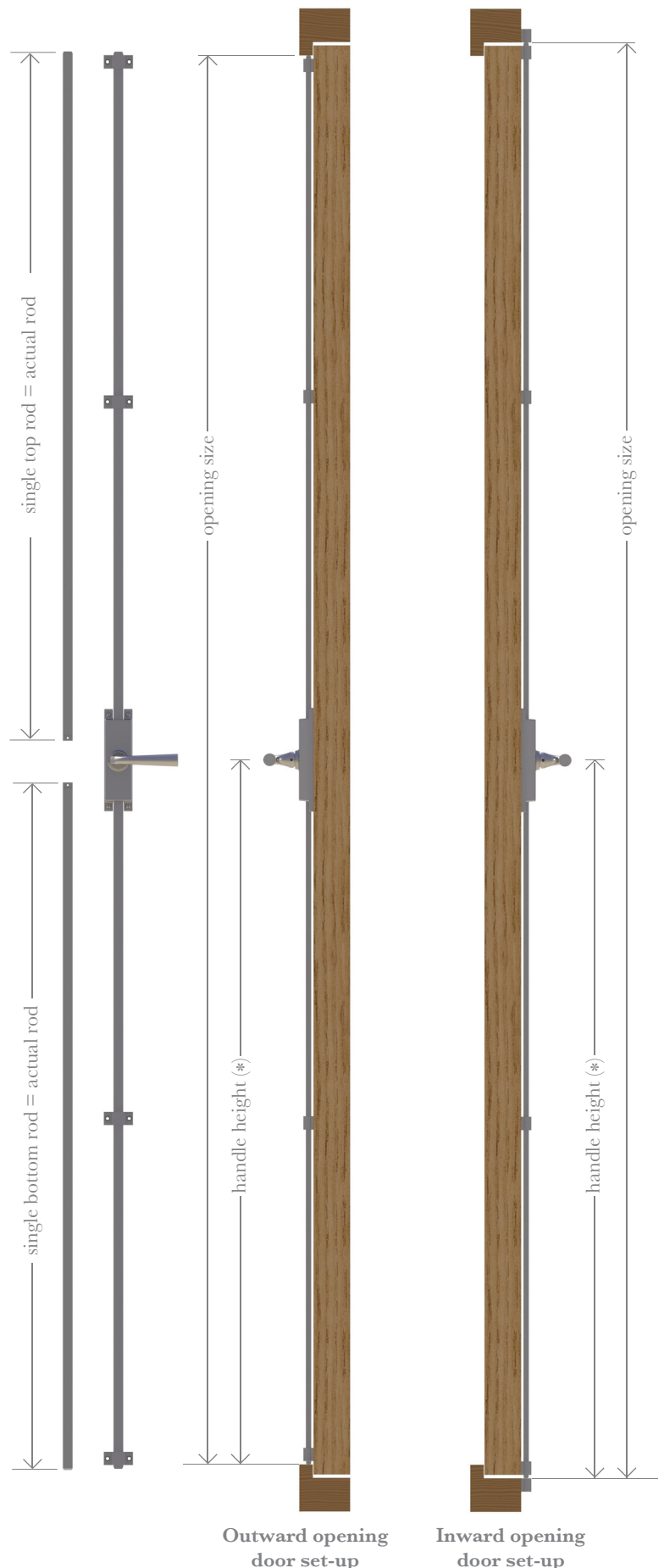
Cremone Bolt	0801	0807	0836	0810
	0870	0850	0846	0822
	0871	0851		
CK (crank)	6	8	8	10
Rod size	13x6	14x8	14x8	10x10
Length of throw	13	13	19	13

Handle Height (*)

Unless specified, rods will be supplied as below:-

Opening size up to 2134mm - handle height will be set central.

Opening size 2135mm and above - handle height will be set at 1067mm.

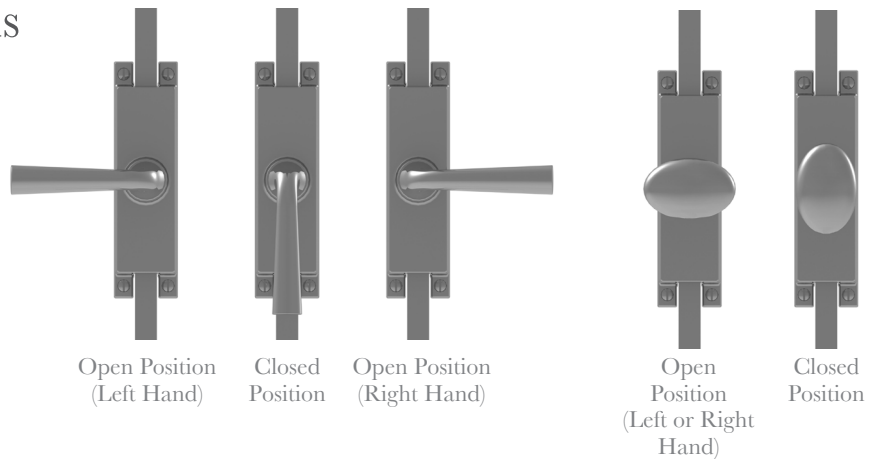


Cremone Information & Options

Knob & Lever Positions

All Cremones are supplied configured with the Lever/Knob in a horizontal orientation when opened and vertical when closed.

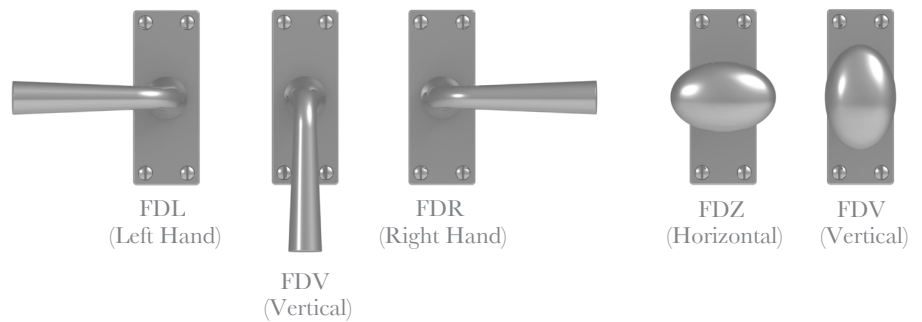
This configuration can be reversed on site if required.



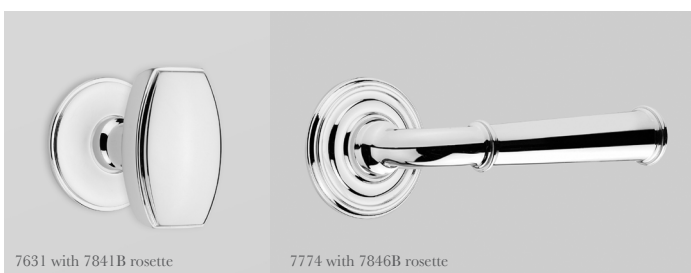
Exterior Plates - Fixed Dead (Dummy) Option

As an alternative to using Taylors Spindles we can factory fix dead Knobs & Levers to Exterior Plates.

To order this option, add **FDL**, **FDR** or **FDV** to Lever on Plate codes (e.g. 0807EXT/PB/L07/**FDR**) or add **FDV** or **FDZ** to knob on Plate codes (e.g. 0807EXT/PB/K21/**FDZ**).



Exterior Lever & Knob Options

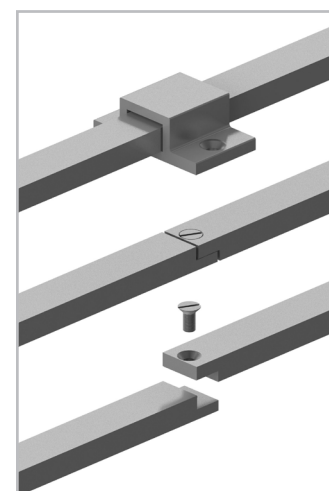


As an alternative to using the Exterior Plate designs, as shown on the individual Cremone Bolt pages, there is the option of using an adapted Select Knob or Lever fitted to a Select Rosette or Plate. This will be supplied with a special Adaption Spindle as shown below (64mm max. door thickness).



Please see Levers & Knobs sections ST1 & ST2 for ordering information.

Jointed Top Rods



Due to length restrictions of certain finishes long Top Rods are supplied jointed - and supplied with an extra Guide to conceal the joint.

Please note that some jointed cover guides are especially made versions of the standard guides to ensure that the joint is covered in both the open and closed positions.